

Benchmark

Benchmark	None
Benchmark Category	-
IA Sector	Specialist

Identification Codes

Sedol Code	BF0VS92
Mex Code	-
Isin Code	GB00BF0VS922
Citi Code	O8NS

Fund Overview

Mid (03/05/2024)	113.22p
Historic yield	5.10%
Fund size (31/03/2024)	£303.49m
Number of holdings	27
Ongoing Charges	0.65%
Launch date	04/12/2017

Fund Charges

Entry Charge	0.00%
Ongoing Charges	0.65%

Fund Background

Valuation frequency	Daily
Valuation point	12:00
Fund type	OEIC
Launch price	£1.00
Fund currency	Pound Sterling
Fund domicile	United Kingdom
ISA allowable	Yes
SIPP allowable	Yes

Dealing

Minimum Investment	-
Minimum Top Up	-
Minimum Regular Saving	-
Settlement Period: Buy	4 days
Settlement Period: Sell	4 days
Pricing Basis	Forward
Dealing Decimals	4

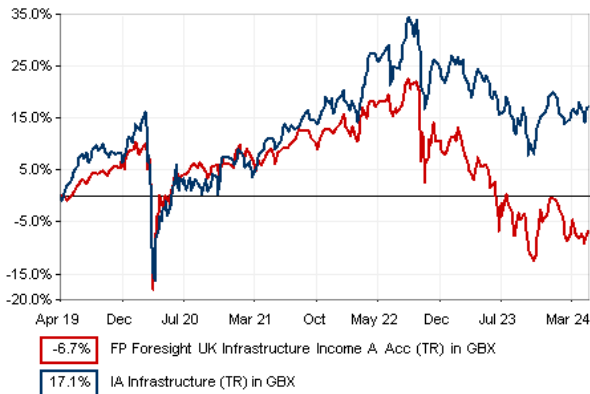
Distribution Dates

Ex dividend date(s)	Income payment date(s)
01 December	31 January
01 March	30 April
01 June	31 July
01 September	31 October

Aims

To generate income and preserve capital with potential for capital growth

Performance




Discrete performance - to last month end

	30/04/19 to 30/04/20	30/04/20 to 30/04/21	30/04/21 to 30/04/22	30/04/22 to 30/04/23	30/04/23 to 30/04/24
Fund	0.8%	7.7%	9.1%	-10.4%	-12.1%
Sector	-1.3%	12.5%	15.0%	-3.4%	-5.1%
Rank	9/26	24/27	19/28	24/29	28/31
Quartile	2	4	3	4	4

Annualised performance

	Annualised		
	3 Years to 30/04/24	5 Years to 30/04/24	10 Years to 30/04/24
Fund	-4.9%	-1.4%	n/a
Sector	1.8%	3.2%	6.3%
Rank	25/28	24/26	n/a
Quartile	4	4	n/a

Fund Managers



Name: Nick Scullion Aqib Hashamali
Manager for: 5 years, 8 months 1 years, 11 months

Ratings

FE Crown



Group Details

Group name	FP Foresight
Group address	Fund Partners Limited – Foresight, Cedar House, 3 Cedar Park, Cobham Road, Wimborne, Dorset, BH21 7SB
Group telephone	01202 855 856
Dealing telephone	-
Email	-
Homepage	www.foresightgroup.eu/
Fax number	-


Important Information

- Source of portfolio data: Broadridge. Source of performance data: FE fundinfo. We can't predict the future. Past performance isn't a guide to future performance. The figures shown are intended only to demonstrate performance history of the fund, after allowing for the impact of ongoing charges, but take no account of product charges. Ongoing charges may vary in the future and may be higher than they are now. Fund performance is based upon the movement of the daily price and is shown as total return in GBP with income reinvested. The value of your client's investment can go down as well as up and the amount your client gets back may be less than they put in.
- This factsheet is for investment professionals and is for information purposes only. Should you wish to present any of this content to your client, please refer to similar pages on pru.co.uk. You should refer to your client's policy documentation and supporting brochures for fund availability, investment strategy, any product information and charges. Every care has been taken in populating this output, however it must be appreciated that neither Broadridge, Prudential nor their sources guarantee the accuracy, adequacy or completeness of this information or make any warranties regarding results from its usage.

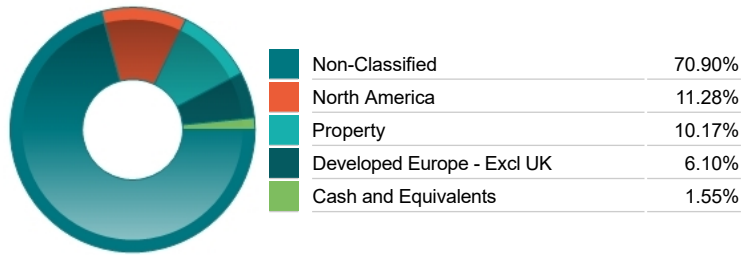
Top 10 Holdings

Name	% Weight	Sector	Country
1 3i INFRASTRUCTURE	8.62%	Equity Investment Instruments	Non-Classified
2 InfraRed Capital Partners The Renewables Infrastructure Group Ord NPV	8.55%	Equity Investment Instruments	Non-Classified
3 Greencoat UK Wind Plc Greencoat UK Wind Ord GBP0.01	8.41%	Equity Investment Instruments	Non-Classified
4 SEQUOIA ECONOMIC INFRAST INC FD LTD	6.17%	Equity Investment Instruments	Non-Classified
5 International Public Partnership International Public Partnership Ord GBP0.0001	4.85%	Equity Investment Instruments	Non-Classified
6 HICL INFRASTRUCTURE	4.79%	Equity Investment Instruments	Non-Classified
7 John Laing Capital Management John Laing Environmental Assets Group Ord NPV	4.52%	Equity Investment Instruments	Non-Classified
8 Greencoat Renewables Plc Greencoat Renewables Plc EUR0.01	4.42%	Electricity	Ireland
9 CORDIANT DIGITAL INFRASTRUCTURE LTD	4.23%	Equity Investment Instruments	Non-Classified
10 SDCL Energy Efficiency Income Trust Plc SDCL Energy Efficiency Income Trust Plc Ord Shs	4.00%	Equity Investment Instruments	Non-Classified

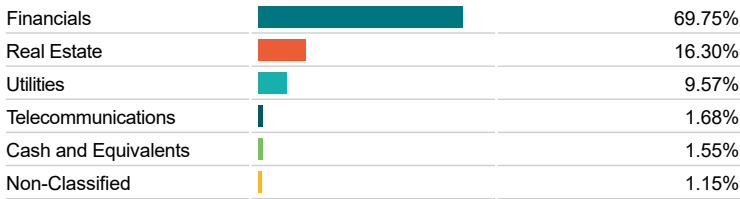
Asset Allocation



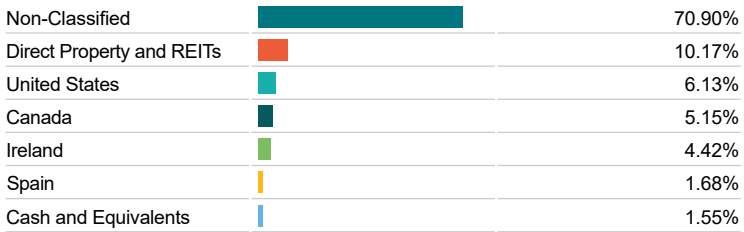
Regional Allocation



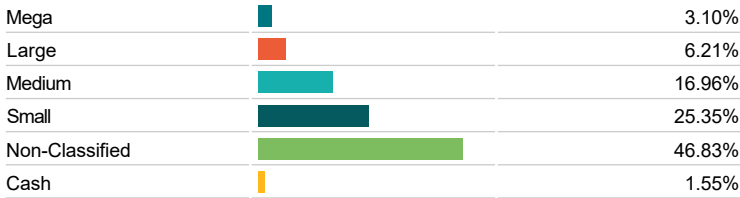
Equity Sector Breakdown



Top Country Breakdown



Breakdown By Market Cap (%)



Important Information

• The Industry Classification Benchmark is a product of FTSE International Limited and has been licensed for use. "Prudential" is a trading name of The Prudential Assurance Company Limited, which is registered in England and Wales. Registered office at 10 Fenchurch Avenue, London EC3M 5AG. Registered number 15454. Authorised by the Prudential Regulation Authority and regulated by the Financial Conduct Authority and the Prudential Regulation Authority.