

Benchmark

Benchmark	No Benchmark for this fund
Benchmark Category	-
IA Sector	Mixed Investment 0-35% Shares

Identification Codes

Sedol Code	BYXJKM3
Mex Code	-
Isin Code	GB00BYXJKM30
Citi Code	MU6C

Fund Overview

Mid (17/05/2024)	104.74p
Historic yield	1.53%
Fund size (30/04/2024)	£30.62m
Number of holdings	1599
Ongoing Charges	0.57%
Launch date	23/11/2015

Fund Charges

Entry Charge	3.00%
Ongoing Charges	0.57%

Fund Background

Valuation frequency	Daily
Valuation point	07:00
Fund type	ICVC
Launch price	£1.00
Fund currency	Pound Sterling
Fund domicile	United Kingdom
ISA allowable	Yes
SIPP allowable	Yes

Dealing

Minimum Investment	£1000
Minimum Top Up	£500
Minimum Regular Saving	£100
Settlement Period: Buy	4 days
Settlement Period: Sell	4 days
Pricing Basis	Forward
Dealing Decimals	4

Distribution Dates

Ex dividend date(s)	Income payment date(s)
02 December	31 January

Aims

The Fund aims to preserve the value of capital in line with inflation (Consumer Price Index) over the long term (5 to 6 years). Capital invested in the Fund is at risk and there is no guarantee that that the investment objective will be met over the 5 to 6 year investment period or in respect of any other period.

Performance



Discrete performance - to last month end

	30/04/19 to 30/04/20	30/04/20 to 30/04/21	30/04/21 to 30/04/22	30/04/22 to 30/04/23	30/04/23 to 30/04/24
Fund	-1.6%	10.2%	-4.0%	-4.5%	5.0%
Sector	-0.5%	9.2%	-3.5%	-3.8%	4.4%
Rank	32/47	22/50	36/57	41/61	25/65
Quartile	3	2	3	3	2

Annualised performance

		3 Years to 30/04/24	5 Years to 30/04/24	10 Years to 30/04/24
Fund		-1.3%	0.9%	n/a
Sector		-1.0%	1.1%	2.3%
Rank		36/57	32/47	n/a
Quartile		3	3	n/a

Fund Managers



Name: David Vickers
Manager for: 8 years, 5 months

Ratings

FE Crown



Group Details

Group name	FP Russell Investments Limited
Group address	IFDS House St Nicholas Lane Basildon Essex SS15 5FS
Group telephone	0845 002 0785
Dealing telephone	-
Email	-
Homepage	https://russellinvestments.com/uk/
Fax number	-


Important Information

- Source of portfolio data: Broadridge. Source of performance data: FE fundinfo. We can't predict the future. Past performance isn't a guide to future performance. The figures shown are intended only to demonstrate performance history of the fund, after allowing for the impact of ongoing charges, but take no account of product charges. Ongoing charges may vary in the future and may be higher than they are now. Fund performance is based upon the movement of the daily price and is shown as total return in GBP with income reinvested. The value of your client's investment can go down as well as up and the amount your client gets back may be less than they put in.
- This factsheet is for investment professionals and is for information purposes only. Should you wish to present any of this content to your client, please refer to similar pages on pru.co.uk. You should refer to your client's policy documentation and supporting brochures for fund availability, investment strategy, any product information and charges. Every care has been taken in populating this output, however it must be appreciated that neither Broadridge, Prudential nor their sources guarantee the accuracy, adequacy or completeness of this information or make any warranties regarding results from its usage.

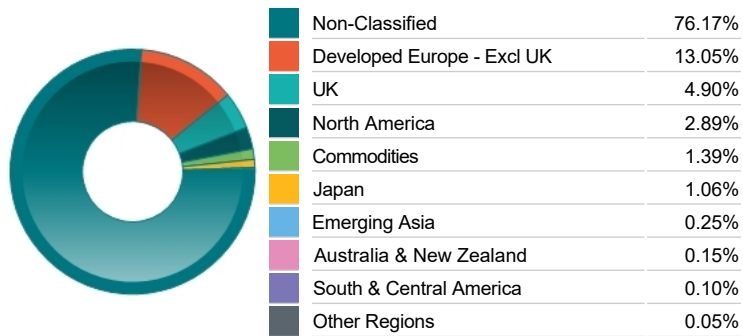
Top 10 Holdings

Name	% Weight	Sector	Country
1 British Pound Spot	3.16%	Non-Classified	Non-Classified
2 KFW MTN RegS 4.125 02/18/2026	0.09%	Bonds	Germany
3 EUROPEAN INVESTMENT BANK 5.625 06/07/2032	0.09%	Bonds	Luxembourg
4 KFW MTN RegS 1.125 07/04/2025	0.08%	Bonds	Germany
5 KFW BANKENGRUPPE MTN 6 12/07/2028	0.08%	Bonds	Germany
6 KFW MTN RegS 3.75 07/30/2027	0.08%	Bonds	Germany
7 EUROPEAN INVESTMENT BANK MTN RegS 1 09/21/2026	0.07%	Bonds	Luxembourg
8 European Investment Bank 6% 2028	0.06%	Bonds	Luxembourg
9 KFW MTN RegS 0.875 09/15/2026	0.06%	Bonds	Germany
10 KFW MTN RegS 1.375 12/15/2025	0.06%	Bonds	Germany

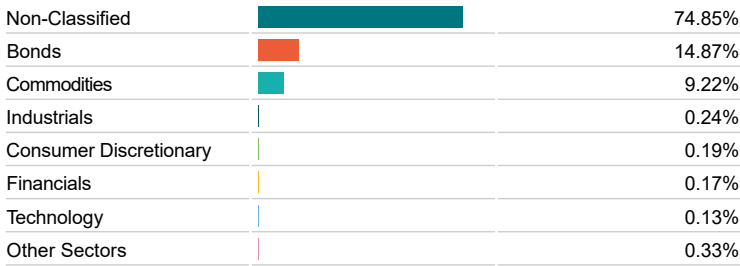
Asset Allocation



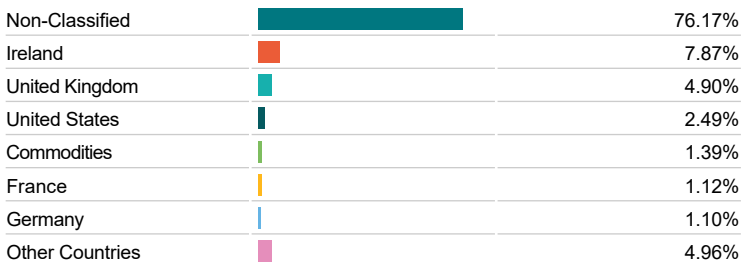
Regional Allocation



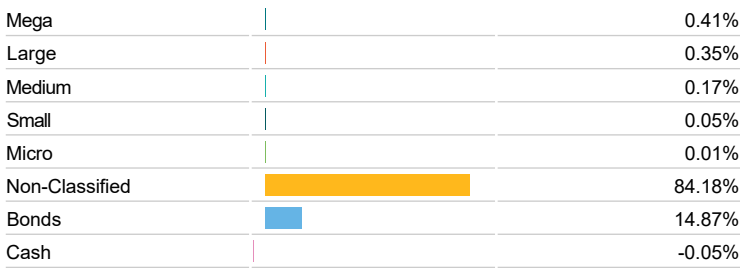
Equity Sector Breakdown



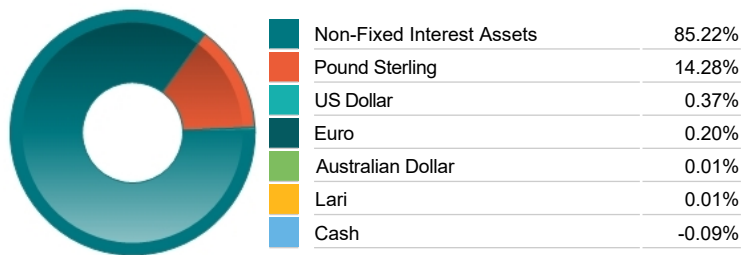
Top Country Breakdown



Breakdown By Market Cap (%)



Fixed Interest Currencies



Important Information

• The Industry Classification Benchmark is a product of FTSE International Limited and has been licensed for use. "Prudential" is a trading name of The Prudential Assurance Company Limited, which is registered in England and Wales. Registered office at 10 Fenchurch Avenue, London EC3M 5AG. Registered number 15454. Authorised by the Prudential Regulation Authority and regulated by the Financial Conduct Authority and the Prudential Regulation Authority.