

Benchmark

Benchmark	IA Short Term Money Market Sector
Benchmark Category	-
IA Sector	Short Term Money Market

Identification Codes

Sedol Code	B0CNHB6
Mex Code	LGCTIA
Isin Code	GB00B0CNHB64
Citi Code	LQ61

Fund Overview

Mid (17/05/2024)	106.39p
Distribution yield	5.30%
Underlying yield	-
Fund size (31/03/2024)	£2957.58m
Number of holdings	73
Ongoing Charges	0.15%
Launch date	07/11/2005

Fund Charges

Entry Charge	0.00%
Ongoing Charges	0.15%

Fund Background

Valuation frequency	Daily
Valuation point	12:00
Fund type	Unit Trust
Launch price	£1.00
Fund currency	Pound Sterling
Fund domicile	United Kingdom
ISA allowable	No
SIPP allowable	Yes

Dealing

Minimum Investment	£500000
Minimum Top Up	£20000
Minimum Regular Saving	-
Settlement Period: Buy	4 days
Settlement Period: Sell	4 days
Pricing Basis	Forward
Dealing Decimals	3

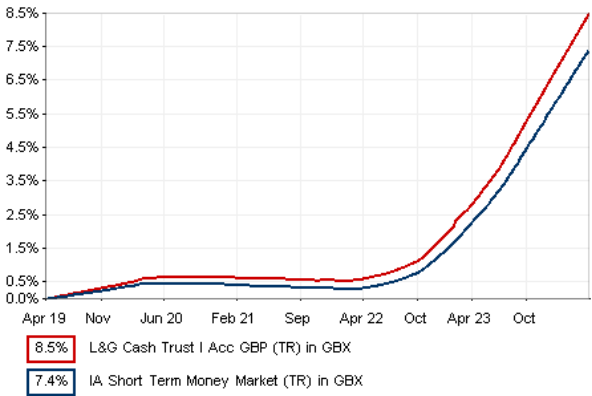
Distribution Dates

Ex dividend date(s)	Income payment date(s)
05 November	05 January
05 February	05 April
05 May	05 July
05 August	05 October

Aims

The objective of this fund is to maintain capital and to provide a return in line with money market rates, before charges. The fund will generally invest in short term deposits, certificates of deposit, government bonds (predominantly UK) issued in pounds sterling and Repos. In stressed market conditions, the fund may be invested up to 100% in government and public securities issued by a single issuer. The maximum maturity of the instruments the fund invests in is 397 days but the fund must maintain a weighted average maturity of less than 60 days. The bonds that the fund invests in must be investment grade (rated as lower risk). The fund may use derivatives to reduce risk or cost, or to generate additional capital or income with no, or an acceptably low, level of risk. The fund may also invest in other fixed income securities, other money market instruments and collective investment schemes.

Performance



Discrete performance - to last month end

	30/04/19 to 30/04/20	30/04/20 to 30/04/21	30/04/21 to 30/04/22	30/04/22 to 30/04/23	30/04/23 to 30/04/24
Fund	0.6%	0.0%	0.0%	2.4%	5.2%
Sector	0.5%	-0.1%	0.0%	2.1%	4.8%
Rank	4/8	7/9	5/9	3/9	3/9
Quartile	2	3	2	1	1

Annualised performance

	3 Years to 30/04/24	5 Years to 30/04/24	10 Years to 30/04/24
Fund	2.5%	1.6%	1.0%
Sector	2.3%	1.4%	0.8%
Rank	3/9	3/8	3/8
Quartile	1	2	2

Fund Managers



Name: LGIM Liquidity Team Management
Manager for: 16 years, 4 months

Ratings

FE Crown



Group Details

Group name	Legal & General Unit Trust Managers Limited
Group address	Legal & General One Coleman Street London EC2R 5AA
Group telephone	0370 050 0955
Dealing telephone	-
Email	investments@landg.com
Homepage	www.lgim.com
Fax number	-


Important Information

- Source of portfolio data: Broadridge. Source of performance data: FE fundinfo. We can't predict the future. Past performance isn't a guide to future performance. The figures shown are intended only to demonstrate performance history of the fund, after allowing for the impact of ongoing charges, but take no account of product charges. Ongoing charges may vary in the future and may be higher than they are now. Fund performance is based upon the movement of the daily price and is shown as total return in GBP with income reinvested. The value of your client's investment can go down as well as up and the amount your client gets back may be less than they put in.
- This factsheet is for investment professionals and is for information purposes only. Should you wish to present any of this content to your client, please refer to similar pages on pru.co.uk. You should refer to your client's policy documentation and supporting brochures for fund availability, investment strategy, any product information and charges. Every care has been taken in populating this output, however it must be appreciated that neither Broadridge, Prudential nor their sources guarantee the accuracy, adequacy or completeness of this information or make any warranties regarding results from its usage.

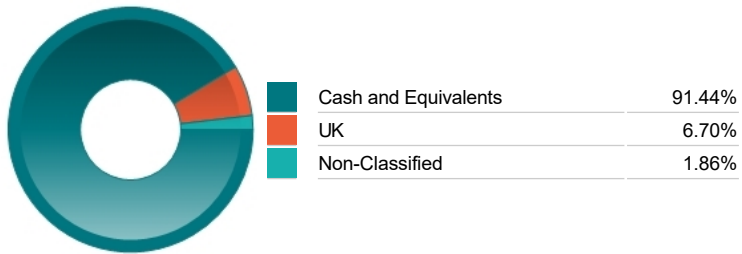
Holdings

Name	% Weight	Sector	Country
1 Cash	91.44%	Cash and Equivalents	Cash and Equivalents
2 UK. T-BILL. 0.00%	3.35%	Bonds	United Kingdom
3 UK. T-BILL. 0.00%	3.35%	Bonds	United Kingdom
4 BANQUE POPULAIRE 5.35% C	1.01%	Non-Classified	Non-Classified
5 BPCE Z/CPN C	0.85%	Non-Classified	Non-Classified

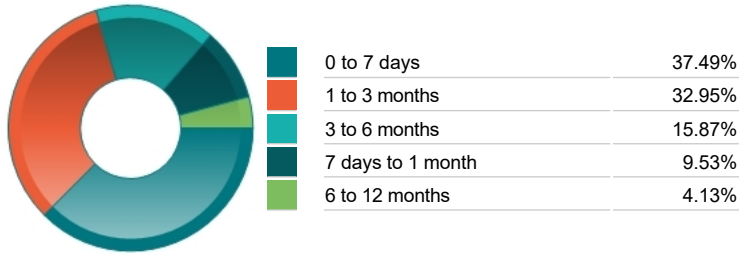
Asset Allocation



Regional Allocation



Asset Allocation



Top Country Breakdown

Cash and Equivalents	91.44%
United Kingdom	6.70%
Non-Classified	1.86%

Fixed Interest Maturity Profile

< 5Yr Maturity	6.70%
Cash And Equivalents	91.44%
Unknown Maturity	1.86%


Bond Sector Breakdown

Cash and Equivalents	91.44%
Bonds	6.70%
Non-Classified	1.86%

Fixed Interest Quality Profile

Unknown Quality	6.70%
Cash and Equivalents	91.44%
Other Asset Types	1.86%

Fixed Interest Currencies



Important Information

• The Industry Classification Benchmark is a product of FTSE International Limited and has been licensed for use. "Prudential" is a trading name of The Prudential Assurance Company Limited, which is registered in England and Wales. Registered office at 10 Fenchurch Avenue, London EC3M 5AG. Registered number 15454. Authorised by the Prudential Regulation Authority and regulated by the Financial Conduct Authority and the Prudential Regulation Authority.

Commentary

UK economic data releases remained generally positive, albeit marginally less so than in October and November. Third-quarter economic growth was downgraded from 0.8% to 0.7%, though data from the manufacturing sector was encouraging with exports boosted by weaker sterling. However, a surge in November's Public Sector Borrowing highlighted the poor state of UK public finances. Meanwhile concerns grew that snow-related disruption would make life even more difficult for retailers already facing a greater degree of caution among consumers. While rising food and energy costs are feeding through to inflation in many countries, UK inflation continues to cause particular concern. November's consumer price inflation unexpectedly rose to 3.3% from October's 3.2%, boosted by record rises in food, clothing and furniture prices. Nevertheless, despite reassurances from the Bank of England over its resolve, only one member of the central bank's Monetary Policy Committee continued to vote to raise interest rates, with the other members favouring no change. The sole dissenter, Dr Andrew Sentence, warned that consumer price inflation is set to rise to 4.0% this year, double its official target. Meanwhile, the Eurozone debt debacle rumbled on, with speculation growing that the crisis could force countries such as Portugal to accept assistance, though the market's real concern remains that the crisis is moving ever closer to 'core' countries. Against this backdrop, three-month sterling LIBOR rose from 0.7415% to 0.7575%.

Important Information

- "Prudential" is a trading name of The Prudential Assurance Company Limited, which is registered in England and Wales. Registered office at 10 Fenchurch Avenue, London EC3M 5AG. Registered number 15454. Authorised by the Prudential Regulation Authority and regulated by the Financial Conduct Authority and the Prudential Regulation Authority.