

Benchmark

Benchmark	None
Benchmark Category	-
IA Sector	Mixed Investment 40-85% Shares

Identification Codes

Sedol Code	BYQ4HM4
Mex Code	OJPFF
Isin Code	GB00BYQ4HM47
Citi Code	NP5A

Fund Overview

Mid (17/05/2024)	127.80p
Historic yield	-
Fund size (31/03/2024)	£79.96m
Number of holdings	27609
Ongoing Charges	0.88%
Launch date	03/01/2017

Fund Charges

Entry Charge	0.00%
Ongoing Charges	0.88%

Fund Background

Valuation frequency	Daily
Valuation point	12:00
Fund type	OEIC
Launch price	100.00p
Fund currency	Pound Sterling
Fund domicile	United Kingdom
ISA allowable	Yes
SIPP allowable	Yes

Dealing

Minimum Investment	-
Minimum Top Up	-
Minimum Regular Saving	-
Settlement Period: Buy	4 days
Settlement Period: Sell	4 days
Pricing Basis	Forward
Dealing Decimals	4

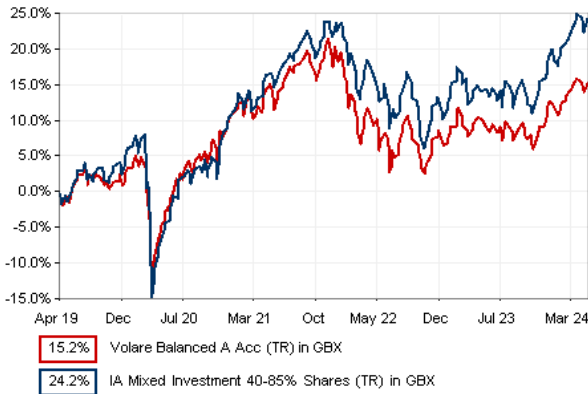
Distribution Dates

Ex dividend date(s)	Income payment date(s)
01 June	31 July

Aims

The Fund aims to achieve long term capital growth whilst operating within a volatility range* of between 5% and 9%.
*Based on annualised, equal weighted standard deviation of the daily portfolio returns over a rolling 60 month period.

Performance




Discrete performance - to last month end

	30/04/19 to 30/04/20	30/04/20 to 30/04/21	30/04/21 to 30/04/22	30/04/22 to 30/04/23	30/04/23 to 30/04/24
Fund	-3.1%	18.7%	-4.4%	-0.1%	4.8%
Sector	-4.0%	21.4%	-0.1%	-1.9%	8.7%
Rank	78/169	138/181	176/196	50/207	187/213
Quartile	2	4	4	1	4

Annualised performance

	3 Years to 30/04/24	5 Years to 30/04/24	10 Years to 30/04/24
Fund	0.0%	2.9%	n/a
Sector	2.1%	4.4%	5.5%
Rank	165/196	143/169	n/a
Quartile	4	4	n/a

Fund Managers



Name:	Tom MacPherson	Sanjay Rijhsinghani	Phoebe Stone
Manager for:	7 years, 4 months	7 years, 4 months	7 years, 4 months

Ratings

FE Crown



Group Details

Group name	FP Volare
Group address	Volare UCITS Portfolio, PO Box 12391 , Chelmsford CM99 2EU Authorised and regulated by the Financial Conduct Authority
Group telephone	01268 44 5772
Dealing telephone	-
Email	-
Homepage	www.fundpartners.co.uk/fund/lgt-vestra-llp/
Fax number	-

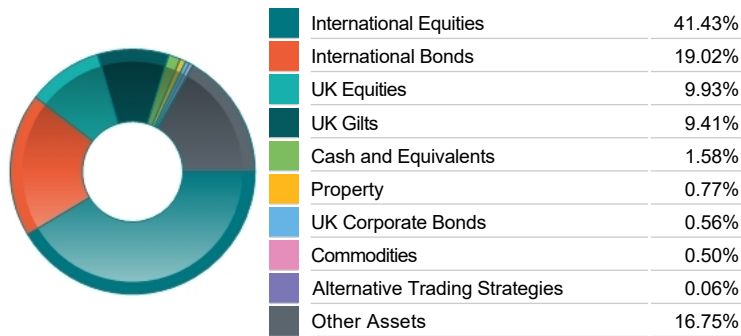
Important Information

- Source of portfolio data: Broadridge. Source of performance data: FE fundinfo. We can't predict the future. Past performance isn't a guide to future performance. The figures shown are intended only to demonstrate performance history of the fund, after allowing for the impact of ongoing charges, but take no account of product charges. Ongoing charges may vary in the future and may be higher than they are now. Fund performance is based upon the movement of the daily price and is shown as total return in GBP with income reinvested. The value of your client's investment can go down as well as up and the amount your client gets back may be less than they put in.
- This factsheet is for investment professionals and is for information purposes only. Should you wish to present any of this content to your client, please refer to similar pages on pru.co.uk. You should refer to your client's policy documentation and supporting brochures for fund availability, investment strategy, any product information and charges. Every care has been taken in populating this output, however it must be appreciated that neither Broadridge, Prudential nor their sources guarantee the accuracy, adequacy or completeness of this information or make any warranties regarding results from its usage.

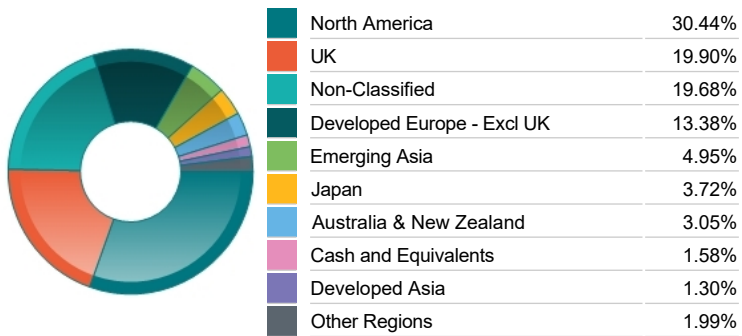
Top 10 Holdings

Name	% Weight	Sector	Country
1 ¾% Green Gilt 2033	4.63%	Bonds	United Kingdom
2 1¼% Treasury Gilt 2051	4.14%	Bonds	United Kingdom
3 Morgan Stanley Funds (UK) Global Brands Class I Hedged	2.36%	Non-Classified	Non-Classified
4 MICROSOFT CORPORATION	1.36%	Software & Computer Services	United States
5 UNILEVER	0.97%	Personal Care, Drug & Grocery Stores	United Kingdom
6 TAIWAN SEMICONDUCTOR MANUFACTURING COMPANY LIMITED	0.76%	Technology Hardware & Equipment	Taiwan
7 APPLE	0.72%	Technology Hardware & Equipment	United States
8 VISA	0.59%	Industrial Support Services	United States
9 ASTRAZENECA	0.56%	Pharmaceuticals & Biotechnology	United Kingdom
10 DIAGEO	0.55%	Beverages	United Kingdom

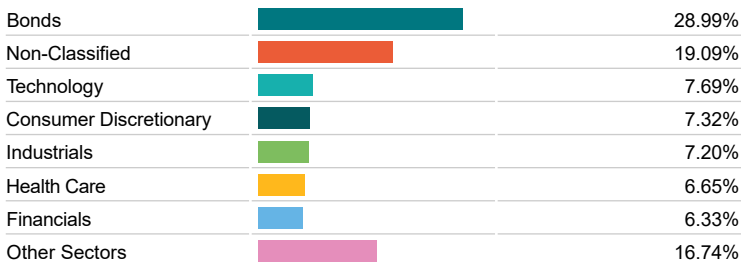
Asset Allocation



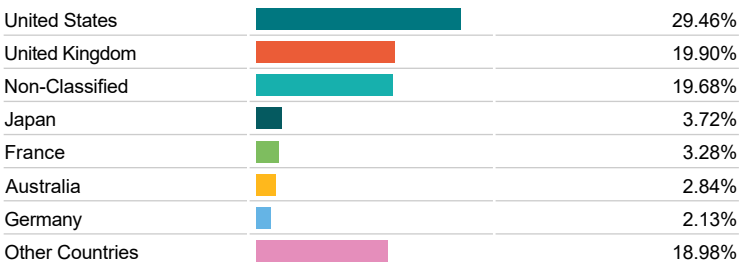
Regional Allocation



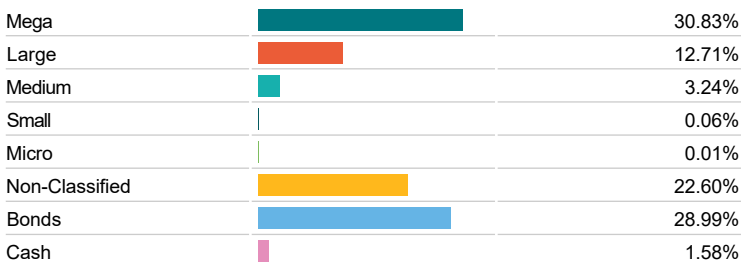
Bond Sector Breakdown



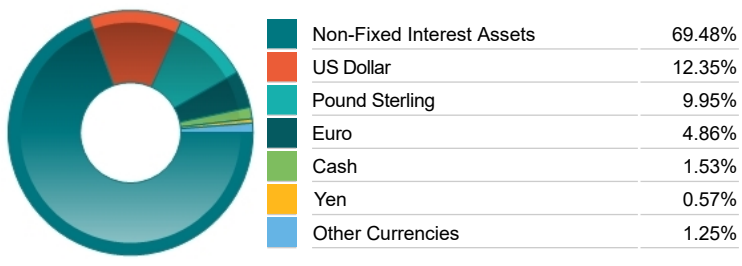
Top Country Breakdown



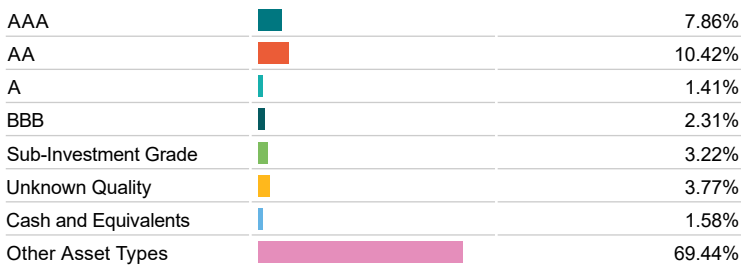
Breakdown By Market Cap (%)



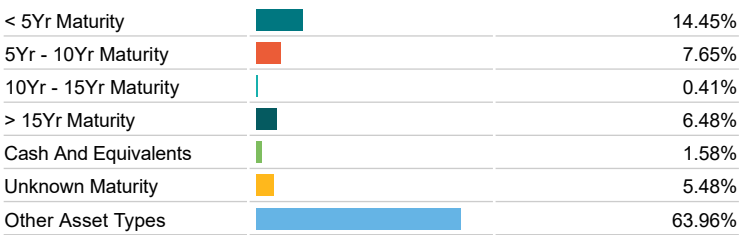
Fixed Interest Currencies



Fixed Interest Quality Profile



Fixed Interest Maturity Profile



Important Information

• The Industry Classification Benchmark is a product of FTSE International Limited and has been licensed for use. "Prudential" is a trading name of The Prudential Assurance Company Limited, which is registered in England and Wales. Registered office at 10 Fenchurch Avenue, London EC3M 5AG. Registered number 15454. Authorised by the Prudential Regulation Authority and regulated by the Financial Conduct Authority and the Prudential Regulation Authority.