

Benchmark

| | |
|-----------|---|
| Benchmark | Bloomberg Barclays Global Aggregate Hedged to USD |
| Sector | ABI Global Fixed Interest |

Identification Codes

| | |
|------------|--------------|
| Sedol Code | BLFK078 |
| Mex Code | PRAAZC |
| Isin Code | GB00BLFK0786 |
| Citi Code | DD7E |

Fund Overview

| | |
|------------------------|------------|
| Bid (17/05/2024) | 95.50 |
| Fund size (31/03/2024) | £2.48m |
| Underlying Fund size | £607.77m |
| Number of holdings | 650 |
| Launch date | 10/08/2022 |

Fund Charges

| | |
|--------------------------------|-------|
| Annual Management Charge (AMC) | 1.30% |
| Further Costs | 0.14% |
| Yearly Total | 1.44% |

Aims

Objective: The investment strategy of the fund is to purchase units in the Wellington Global Impact Bond Fund - the underlying fund.

Underlying Fund Objective: The fund seeks long-term total returns (capital appreciation and income). The fund has a sustainable objective to seek to understand the world's social and environmental problems and to invest in companies and organisations that it believes are addressing these needs in a differentiated way through their core products, services and projects. The fund through its investments, seeks to improve access to, and the quality of, basic life essentials, reduce inequality and mitigate the effects of climate change. The fund will be actively managed and seeks to deliver long-term total returns in excess of the Bloomberg Barclays Global Aggregate Index (USD Hedged) ("the Index") and achieve its objectives by investing primarily in investment-grade global fixed income securities.

Performance



Discrete performance - to last month end

| | 30/04/19 to 30/04/20 | 30/04/20 to 30/04/21 | 30/04/21 to 30/04/22 | 30/04/22 to 30/04/23 | 30/04/23 to 30/04/24 |
|------|----------------------|----------------------|----------------------|----------------------|----------------------|
| Fund | n/a | n/a | n/a | n/a | 2.8% |

Annualised performance

| | Annualised | | |
|------|---------------------|---------------------|----------------------|
| | 3 Years to 30/04/24 | 5 Years to 30/04/24 | 10 Years to 30/04/24 |
| Fund | n/a | n/a | n/a |

Fund Managers



Name: Campe Goodman
Manager of the underlying fund for: 5 years

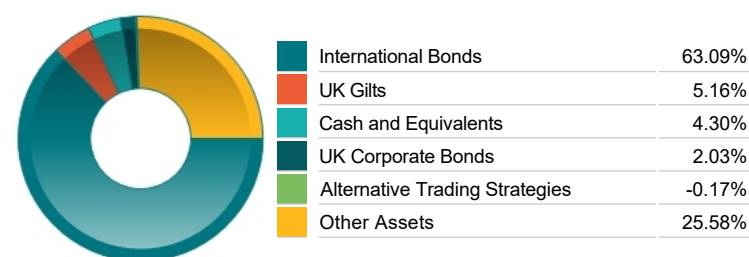
Important Information

- Because of changes in exchange rates the value of your investment, as well as any money you take from it, can go down as well as up.
- Some funds may invest in 'underlying' funds or other investment vehicles. The performance of our fund, compared to what it's invested in won't be exactly the same. That can be due to additional charges, cash management (needed to help people to enter and leave our fund when they want), tax and the timing of investments (this is known as a fund's dealing cycle, it varies between managers and can be several days).
- Source of portfolio data: Broadridge. Source of performance data: FE fundinfo. We can't predict the future. Past performance isn't a guide to future performance. The figures shown are intended only to demonstrate performance history of the fund, after allowing for the impact of fund charges and further costs, but take no account of product charges, or any Annual Management Charge paid for by the deduction of units. Charges and further costs may vary in the future and may be higher than they are now. Fund performance is based upon the movement of the daily price and is shown as total return in GBP with net income reinvested. The value of your client's investment can go down as well as up and the amount your client gets back may be less than they put in.
- This factsheet is for investment professionals and is for information purposes only. Should you wish to present any of this content to your client, please refer to similar pages on pru.co.uk. You should refer to your client's policy documentation and supporting brochures for fund availability, investment strategy, any product information and charges. Every care has been taken in populating this output, however it must be appreciated that neither Broadridge, Prudential nor their sources guarantee the accuracy, adequacy or completeness of this information or make any warranties regarding results from its usage.

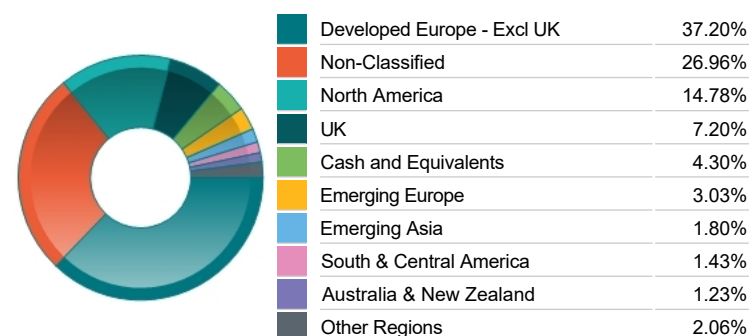
Top 10 Holdings

| Name | % Weight | Sector | Country |
|---|----------|----------------|----------------|
| 1 US DollarOn-Hand | 6.21% | Non-Classified | Non-Classified |
| 2 DEUTSCHE BUNDESREPUBLIK RGSS 0.0000% 08-15-31 | 5.07% | Bonds | Germany |
| 3 UMBS TBA MBS 30YR6.0000% 01-01-54 | 3.21% | Non-Classified | Non-Classified |
| 4 7/8% Green Gilt 2033 | 3.13% | Bonds | United Kingdom |
| 5 1 1/2% Green Gilt 2053 | 2.03% | Bonds | United Kingdom |
| 6 BELGIUM GOVERNMENT BOND SRG144 1.2500% 04-22-33 | 1.89% | Bonds | Belgium |
| 7 EUROPEAN UNION REGS RGSS 0.0000% 07-04-31 | 1.89% | Bonds | Belgium |
| 8 UMBS TBA MBS 30YR5.5000% 01-01-54 | 1.44% | Non-Classified | Non-Classified |
| 9 FNMA CB2291 MBS 30YR2.5000% 12-01-51 | 1.24% | Non-Classified | Non-Classified |
| 10 ITALY BTPS SRG144 4.0000% 04-30-35 | 1.18% | Bonds | Italy |

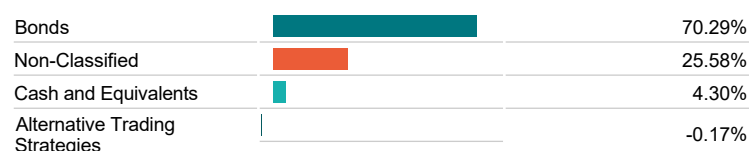
Asset Allocation



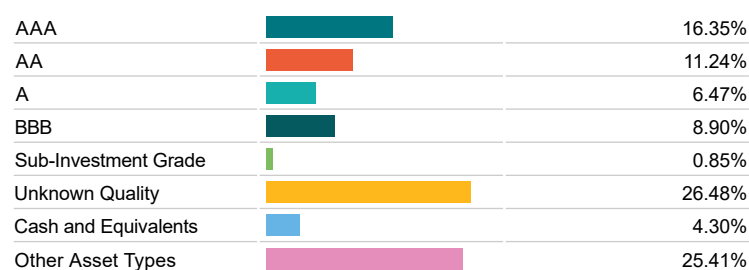
Regional Allocation



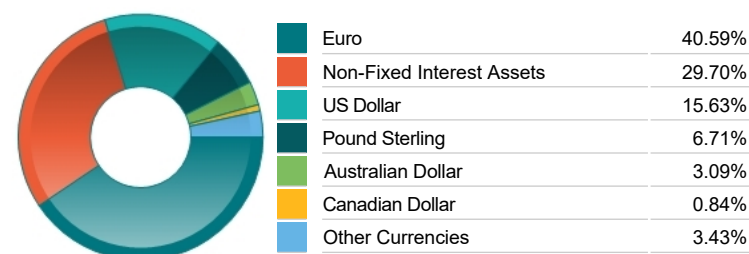
Bond Sector Breakdown



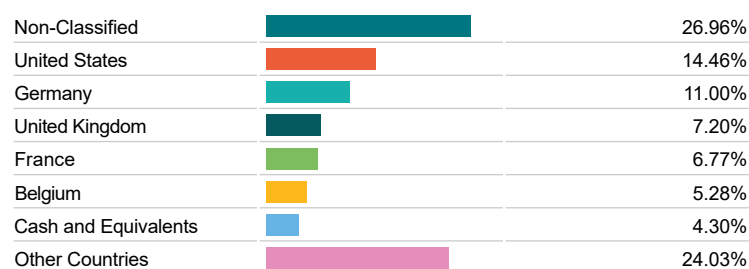
Fixed Interest Quality Profile



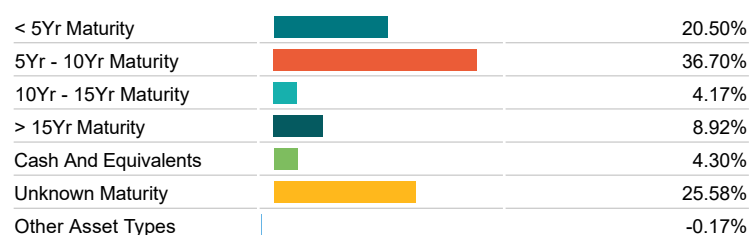
Fixed Interest Currencies



Top Country Breakdown



Fixed Interest Maturity Profile



Important Information

- Because of changes in exchange rates the value of your investment, as well as any money you take from it, can go down as well as up.
- The Industry Classification Benchmark is a product of FTSE International Limited and has been licensed for use.
- "Prudential" is a trading name of The Prudential Assurance Company Limited, which is registered in England and Wales. Registered office at 10 Fenchurch Avenue, London EC3M 5AG. Registered number 15454. Authorised by the Prudential Regulation Authority and regulated by the Financial Conduct Authority and the Prudential Regulation Authority.