

Benchmark

Benchmark	FTSE World Europe ex UK TR
Sector	ABI Europe excluding UK Equities

Identification Codes

Sedol Code	B10SRP4
Mex Code	PUAEGT
Isin Code	GB00B10SRP44
Citi Code	EP86

Fund Overview

Bid (04/12/2020)	142.50
Offer (04/12/2020)	150.00
Fund size (30/09/2020)	£1.06m
Underlying Fund size	£108.40m
Number of holdings	75
Launch date	19/06/2006

Fund Charges

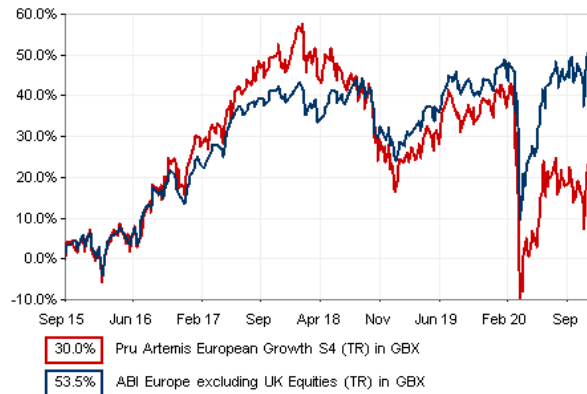
Annual Management Charge (AMC)	1.85%
Further Costs	0.14%
Yearly Total	1.99%

Aims

Objective: The investment strategy of the fund is to purchase units in the Artemis European Growth Fund - the underlying fund.

Underlying Fund Objective - The fund aims to provide long-term capital growth through investment principally in companies in Europe (excluding the UK). The Manager actively manages the portfolio and will not be restricted in the choice of investments either by company size or industry, or in terms of the geographical split of the portfolio.

Performance



Discrete performance - to last month end

	30/11/15 to 30/11/16	30/11/16 to 30/11/17	30/11/17 to 30/11/18	30/11/18 to 30/11/19	30/11/19 to 30/11/20
Fund	13.0%	23.9%	-14.5%	9.9%	-7.8%
Sector	9.6%	20.9%	-5.8%	9.6%	6.5%
Rank	31/204	27/209	203/210	127/211	208/211
Quartile	1	1	4	3	4

Annualised performance

	Annualised		
	3 Years to 30/11/20	5 Years to 30/11/20	10 Years to 30/11/20
Fund	-4.7%	3.9%	5.8%
Sector	3.2%	7.8%	7.5%
Rank	205/210	193/204	159/179
Quartile	4	4	4

Fund Managers



Name: Philip Wolstencroft Peter Saacke
 Manager of the underlying fund for: 19 years, 8 months 18 years

Ratings

FE Crown




Important Information

- Because of changes in exchange rates the value of your investment, as well as any money you take from it, can go down as well as up.
- Some funds may invest in 'underlying' funds or other investment vehicles. The performance of our fund, compared to what it's invested in won't be exactly the same. That can be due to additional charges, cash management (needed to help people to enter and leave our fund when they want), tax and the timing of investments (this is known as a fund's dealing cycle, it varies between managers and can be several days).
- Source of portfolio data: Broadridge. Source of performance data: FE fundinfo. We can't predict the future. Past performance isn't a guide to future performance. The figures shown are intended only to demonstrate performance history of the fund, after allowing for the impact of fund charges and further costs, but take no account of product charges, or any Annual Management Charge paid for by the deduction of units. Charges and further costs may vary in the future and may be higher than they are now. Fund performance is based upon the movement of the daily price and is shown as total return in GBP with net income reinvested. The value of your client's investment can go down as well as up and the amount your client gets back may be less than they put in.
- This factsheet is for investment professionals and is for information purposes only. Should you wish to present any of this content to your client, please refer to similar pages on pru.co.uk. You should refer to your client's policy documentation and supporting brochures for fund availability, investment strategy, any product information and charges. Every care has been taken in populating this output, however it must be appreciated that neither Broadridge, Prudential nor their sources guarantee the accuracy, adequacy or completeness of this information or make any warranties regarding results from its usage.


Top 10 Holdings

Name	% Weight	Sector	Country
1 EIFFAGE SA	3.60%	Construction & Materials	France
2 KONINKLIJKE AHOLD DELHAIZE NV	3.53%	Personal Care, Drug & Grocery Stores	Netherlands
3 DEUTSCHE TELEKOM AG	3.42%	Telecommunications Service Providers	Germany
4 ASR NEDERLAND NV	3.36%	Non-life Insurance	Netherlands
5 UNIPOL GRUPPO SPA	3.28%	Non-life Insurance	Italy
6 BETSSON AB	3.27%	Travel & Leisure	Sweden
7 NN GROUP NV	3.26%	Life Insurance	Netherlands
8 SANOFI	2.83%	Pharmaceuticals & Biotechnology	France
9 UBS GROUP AG	2.49%	Investment Banking & Brokerage Services	Switzerland
10 CNP ASSURANCES	2.41%	Life Insurance	France

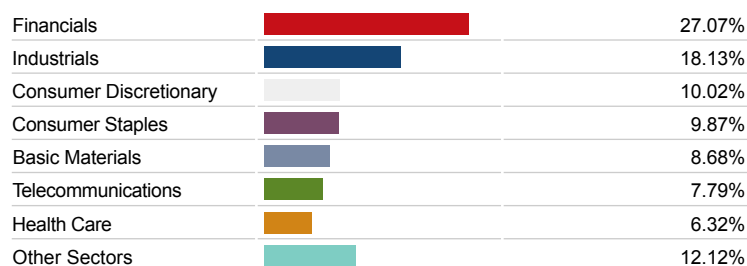
Asset Allocation



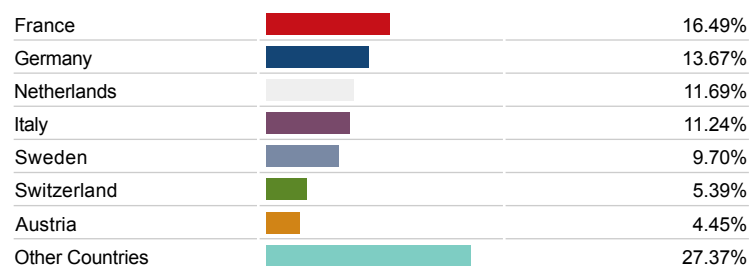
Regional Allocation



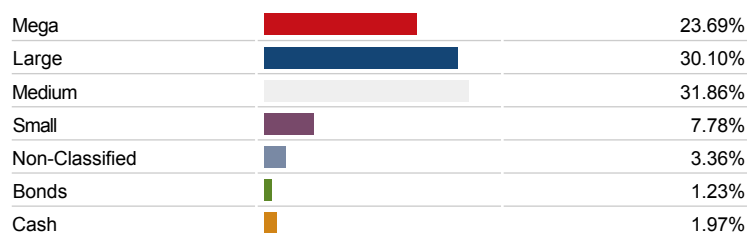
Equity Sector Breakdown



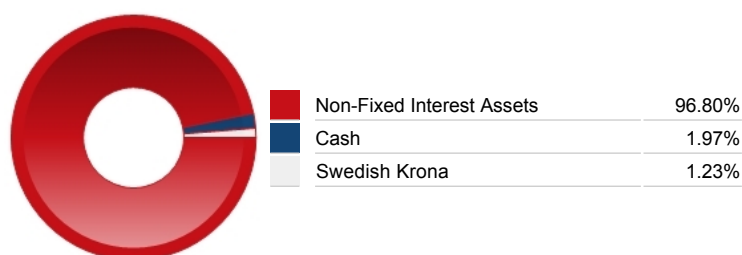
Top Country Breakdown



Breakdown By Market Cap (%)



Fixed Interest Currencies



Important Information

- Because of changes in exchange rates the value of your investment, as well as any money you take from it, can go down as well as up.
- The Industry Classification Benchmark is a product of FTSE International Limited and has been licensed for use.
- "Prudential" is a trading name of The Prudential Assurance Company Limited, which is registered in England and Wales. Registered office at 10 Fenchurch Avenue, London EC3M 5AG. Registered number 15454. Authorised by the Prudential Regulation Authority and regulated by the Financial Conduct Authority and the Prudential Regulation Authority.