

Benchmark

Benchmark	FTSE World Europe Ex UK
Benchmark Category	-
IA Sector	Europe Excluding UK

Identification Codes

Sedol Code	B7LG0W7
Mex Code	STUTFL
Isin Code	GB00B7LG0W70
Citi Code	10FU

Fund Overview

Mid (13/11/2024)	155.10p
Historic yield	2.58%
Fund size (30/04/2025)	£233.81m
Number of holdings	43
Ongoing Charges	0.90%
Launch date	14/05/2012

Fund Charges

Entry Charge	0.00%
Ongoing Charges	0.90%

Fund Background

Valuation frequency	Daily
Valuation point	12:00
Fund type	OEIC
Launch price	£0.50
Fund currency	Pound Sterling
Fund domicile	United Kingdom
ISA allowable	Yes
SIPP allowable	Yes

Dealing

Minimum Investment	£2000000
Minimum Top Up	£50000
Minimum Regular Saving	-
Settlement Period: Buy	3 days
Settlement Period: Sell	3 days
Pricing Basis	Forward
Dealing Decimals	3

Distribution Dates

Ex dividend date(s)	Income payment date(s)
01 December	31 January
01 March	30 April
01 June	31 July
01 September	31 October

Aims

To generate income and some growth over the long term (5 years or more) by investing in European equities (company shares).



Performance Target: To deliver a yield greater than that of and achieve a return in excess of the FTSE World Europe ex UK Index over a rolling five year period (before charges). There is no certainty or promise that the Performance Target will be achieved.

The FTSE World Europe ex UK Index (the "Index") is a representative index of the European (excluding UK) stock market.

Performance

No data available! Please enter a valid code!

Fund Managers



Name:	Jamie Mills O'Brien	Stuart Brown	Tom Dörner
Manager for:	7 years, 2 months	4 years, 5 months	4 years, 5 months

Group Details

Group name	abrdn OEIC
Group address	Aberdeen Standard Fund Managers Limited PO BOX 12233 Chelmsford CM99 2EE
Group telephone	0800 33 33 53
Dealing telephone	0800 33 33 53
Email	investments_marketline@standardlife.com
Homepage	www.aberdeenstandard.com
Fax number	0131 525 9720

Important Information

- Source of portfolio data: Broadridge. Source of performance data: FE fundinfo. We can't predict the future. Past performance isn't a guide to future performance. The figures shown are intended only to demonstrate performance history of the fund, after allowing for the impact of ongoing charges, but take no account of product charges. Ongoing charges may vary in the future and may be higher than they are now. Fund performance is based upon the movement of the daily price and is shown as total return in GBP with income reinvested. The value of your client's investment can go down as well as up and the amount your client gets back may be less than they put in.
- This factsheet is for investment professionals and is for information purposes only. Should you wish to present any of this content to your client, please refer to similar pages on pru.co.uk. You should refer to your client's policy documentation and supporting brochures for fund availability, investment strategy, any product information and charges. Every care has been taken in populating this output, however it must be appreciated that neither Broadridge, Prudential nor their sources guarantee the accuracy, adequacy or completeness of this information or make any warranties regarding results from its usage.


Top 10 Holdings

Name	% Weight	Sector	Country
1 SAP SE	6.16%	Software & Computer Services	Germany
2 INTESA SANPAOLO SPA	4.27%	Banks	Italy
3 ING GROEP N.V.	3.92%	Banks	Netherlands
4 ASML HOLDING N.V.	3.79%	Technology Hardware & Equipment	Netherlands
5 SANOFI	3.66%	Pharmaceuticals & Biotechnology	France
6 SCHNEIDER ELECTRIC SE	3.53%	Electronic & Electrical Equipment	France
7 TOTAL SE	3.52%	Non-Renewable Energy	France
8 NOVARTIS AG	3.40%	Pharmaceuticals & Biotechnology	Switzerland
9 WOLTERS KLUWER N.V.	3.28%	Media	Netherlands
10 AXA	3.18%	Non-life Insurance	France

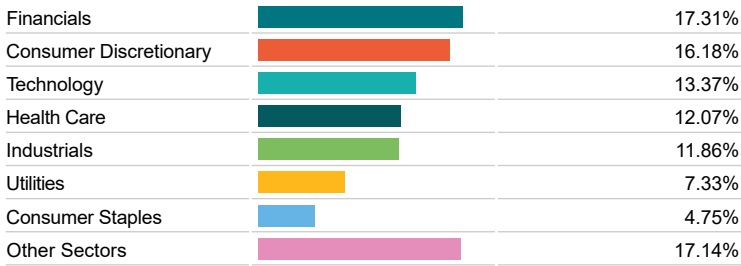
Asset Allocation



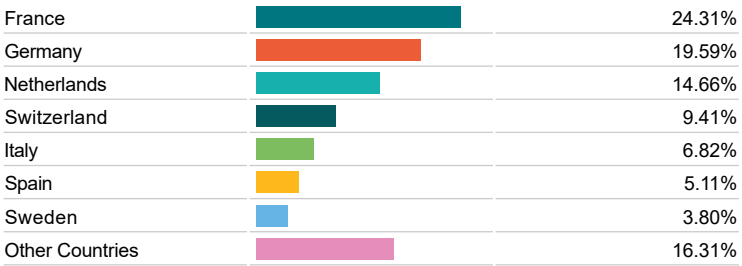
Regional Allocation




Equity Sector Breakdown



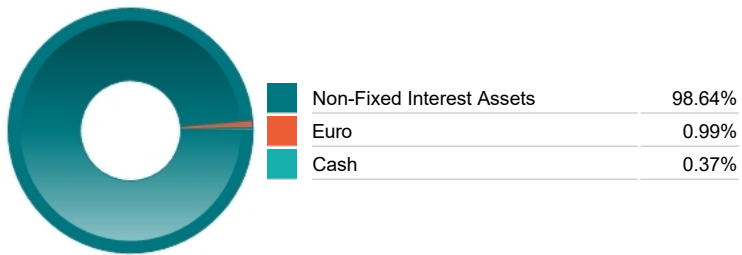
Top Country Breakdown



Breakdown By Market Cap (%)



Fixed Interest Currencies



Important Information

- The Industry Classification Benchmark is a product of FTSE International Limited and has been licensed for use.
- "Prudential" is a trading name of The Prudential Assurance Company Limited, which is registered in England and Wales. Registered office at 10 Fenchurch Avenue, London EC3M 5AG. Registered number 15454. Authorised by the Prudential Regulation Authority and regulated by the Financial Conduct Authority and the Prudential Regulation Authority.