

Benchmark

Benchmark	Deutsche Numis Smaller Companies Index (excluding Investment Companies)
Benchmark Category	Target
IA Sector	UK Smaller Companies

Identification Codes

Sedol Code	B75DFL8
Mex Code	-
Isin Code	GB00B75DFL82
Citi Code	OZFS

Fund Overview

Mid (17/05/2024)	2607.76p
Historic yield	2.10%
Fund size (31/03/2024)	£194.42m
Number of holdings	125
Ongoing Charges	0.88%
Launch date	27/09/1967

Fund Charges

Entry Charge	0.00%
Ongoing Charges	0.88%

Fund Background

Valuation frequency	Daily
Valuation point	12:00
Fund type	OEIC
Launch price	£2.50
Fund currency	Pound Sterling
Fund domicile	United Kingdom
ISA allowable	Yes
SIPP allowable	Yes

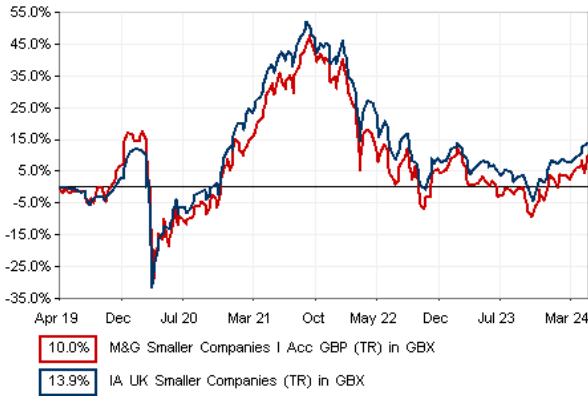
Dealing

Minimum Investment	-
Minimum Top Up	-
Minimum Regular Saving	-
Settlement Period: Buy	3 days
Settlement Period: Sell	3 days
Pricing Basis	Forward
Dealing Decimals	3

Aims

The Fund aims to deliver a higher total return (the combination of capital growth and income) than the Numis Smaller Companies (ex Investment Trust) Index, net of the Ongoing Charge Figure, over any five year period.

Performance



Discrete performance - to last month end

	30/04/19 to 30/04/20	30/04/20 to 30/04/21	30/04/21 to 30/04/22	30/04/22 to 30/04/23	30/04/23 to 30/04/24
Fund	-9.8%	44.7%	-11.9%	-11.3%	7.9%
Sector	-11.4%	55.3%	-9.9%	-13.3%	6.1%
Rank	18/45	36/45	29/46	18/47	16/47
Quartile	2	4	3	2	2

Annualised performance

	3 Years to 30/04/24	5 Years to 30/04/24	10 Years to 30/04/24
Fund	-5.5%	1.9%	5.0%
Sector	-6.1%	2.6%	5.6%
Rank	21/46	27/45	31/40
Quartile	2	3	4

Fund Managers



Name: Garfield Kiff
Manager for: 8 years, 11 months

Ratings

FE Crown



Group Details

Group name	M&G Investments
Group address	10 Fenchurch Avenue London EC3M 5AG United Kingdom
Group telephone	0800 390 390
Dealing telephone	0800 328 3196
Email	info@mandg.co.uk
Homepage	www.mandg.co.uk
Fax number	-

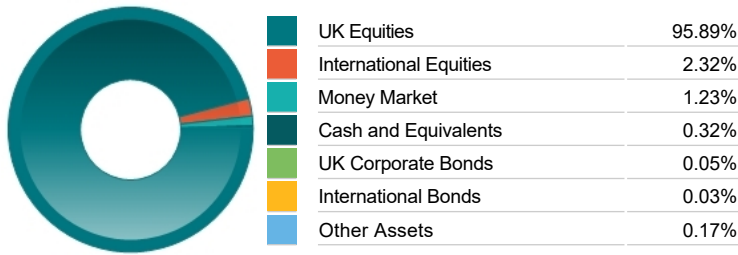
Important Information

- Source of portfolio data: Broadridge. Source of performance data: FE fundinfo. We can't predict the future. Past performance isn't a guide to future performance. The figures shown are intended only to demonstrate performance history of the fund, after allowing for the impact of ongoing charges, but take no account of product charges. Ongoing charges may vary in the future and may be higher than they are now. Fund performance is based upon the movement of the daily price and is shown as total return in GBP with income reinvested. The value of your client's investment can go down as well as up and the amount your client gets back may be less than they put in.
- This factsheet is for investment professionals and is for information purposes only. Should you wish to present any of this content to your client, please refer to similar pages on pru.co.uk. You should refer to your client's policy documentation and supporting brochures for fund availability, investment strategy, any product information and charges. Every care has been taken in populating this output, however it must be appreciated that neither Broadridge, Prudential nor their sources guarantee the accuracy, adequacy or completeness of this information or make any warranties regarding results from its usage.

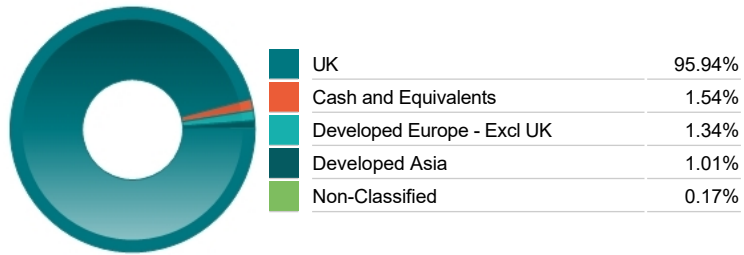
Top 10 Holdings

Name	% Weight	Sector	Country
1 HILL & SMITH	4.16%	Industrial Metals & Mining	United Kingdom
2 PREMIER FOODS	3.27%	Food Producers	United Kingdom
3 ASCENTIAL	3.03%	Software & Computer Services	United Kingdom
4 COATS GROUP	2.36%	General Industrials	United Kingdom
5 CHEMRING GROUP	2.23%	Aerospace & Defence	United Kingdom
6 ALFA FINANCIAL SOFTWARE HOLDINGS	2.08%	Software & Computer Services	United Kingdom
7 SPIRENT COMMUNICATIONS	2.07%	Telecommunications Equipment	United Kingdom
8 LANCASHIRE HLDGS	2.05%	Non-life Insurance	United Kingdom
9 MORTGAGE ADVICE BUREAU (HOLDINGS)	2.00%	Finance & Credit Services	United Kingdom
10 WILMINGTON	2.00%	Media	United Kingdom

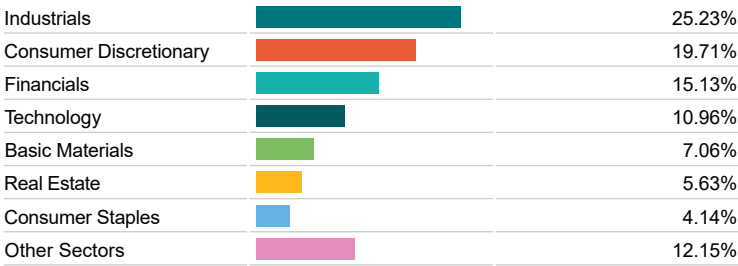
Asset Allocation



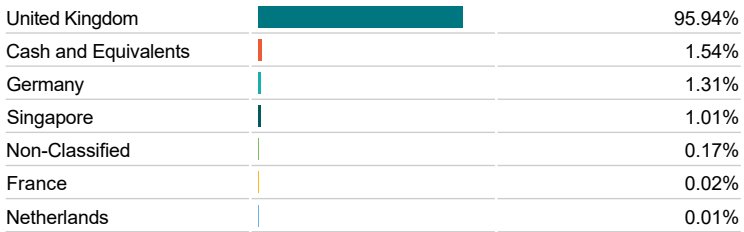
Regional Allocation



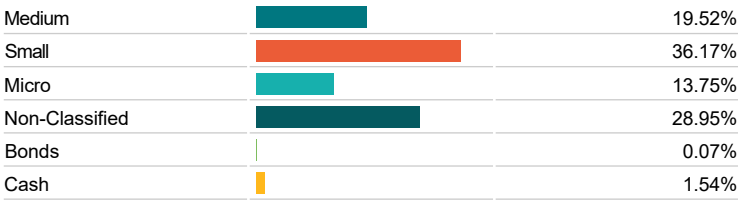
Equity Sector Breakdown



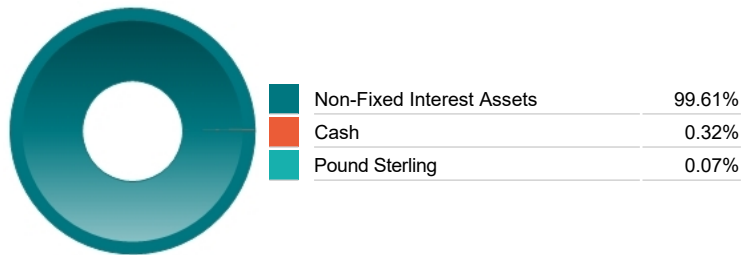
Top Country Breakdown



Breakdown By Market Cap (%)



Fixed Interest Currencies



Important Information

• The Industry Classification Benchmark is a product of FTSE International Limited and has been licensed for use. "Prudential" is a trading name of The Prudential Assurance Company Limited, which is registered in England and Wales. Registered office at 10 Fenchurch Avenue, London EC3M 5AG. Registered number 15454. Authorised by the Prudential Regulation Authority and regulated by the Financial Conduct Authority and the Prudential Regulation Authority.