

## Benchmark

Benchmark	IA Mixed Investment 20%-60% Shares Sector Average
Benchmark Category	-
IA Sector	Mixed Investment 20-60% Shares

## Identification Codes

Sedol Code	B6QMDC4
Mex Code	RWAAAZ
Isin Code	GB00B6QMDC41
Citi Code	09Q0

## Fund Overview

Mid (17/05/2024)	152.72p
Historic yield	3.49%
Fund size (31/01/2024)	£1655.70m
Number of holdings	1779
Ongoing Charges	1.29%
Launch date	19/09/2011

## Fund Charges

Entry Charge	0.00%
Ongoing Charges	1.29%

## Fund Background

Valuation frequency	Daily
Valuation point	12:00
Fund type	Unit Trust
Launch price	£0.50
Fund currency	Pound Sterling
Fund domicile	United Kingdom
ISA allowable	Yes
SIPP allowable	Yes

## Dealing

Minimum Investment	£5000000
Minimum Top Up	£50000
Minimum Regular Saving	-
Settlement Period: Buy	4 days
Settlement Period: Sell	4 days
Pricing Basis	Forward
Dealing Decimals	2

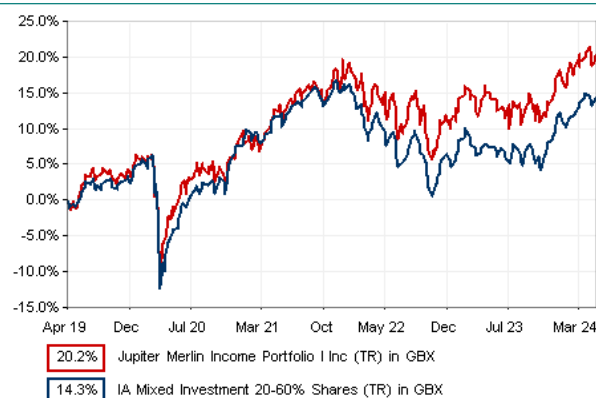
## Distribution Dates

Ex dividend date(s)	Income payment date(s)
16 January	15 March
15 April	15 June
16 July	15 September
16 October	15 December

## Aims

At least 70% of the Fund is invested in collective investment schemes. Up to 30% of the Fund may be invested in other assets, including shares of companies, cash and near cash.

## Performance



## Discrete performance - to last month end

	30/04/19 to 30/04/20	30/04/20 to 30/04/21	30/04/21 to 30/04/22	30/04/22 to 30/04/23	30/04/23 to 30/04/24
Fund	-0.9%	13.1%	2.1%	1.4%	3.6%
Sector	-3.6%	15.9%	-1.2%	-2.6%	6.4%
Rank	38/147	118/154	27/165	8/174	166/185
Quartile	2	4	1	1	4

## Annualised performance

	3 Years to 30/04/24	5 Years to 30/04/24	10 Years to 30/04/24
Fund	2.4%	3.8%	4.4%
Sector	0.8%	2.7%	3.7%
Rank	26/165	35/147	32/103
Quartile	1	1	2

## Fund Managers



Name: Jupiter Merlin team  
Manager for: 27 years

## Ratings

FE Crown



## Group Details

Group name	Jupiter Unit Trust Managers Limited
Group address	The Zig Zag Building, 70 Victoria Street, London, SW1E 6SQ
Group telephone	020 3817 1063
Dealing telephone	0800 561 4000
Email	intermediary-sales-support@jupiteram.com
Homepage	www.jupiteram.com
Fax number	0800 561 4001

## Important Information

- Source of portfolio data: Broadridge. Source of performance data: FE fundinfo. We can't predict the future. Past performance isn't a guide to future performance. The figures shown are intended only to demonstrate performance history of the fund, after allowing for the impact of ongoing charges, but take no account of product charges. Ongoing charges may vary in the future and may be higher than they are now. Fund performance is based upon the movement of the daily price and is shown as total return in GBP with income reinvested. The value of your client's investment can go down as well as up and the amount your client gets back may be less than they put in.
- This factsheet is for investment professionals and is for information purposes only. Should you wish to present any of this content to your client, please refer to similar pages on pru.co.uk. You should refer to your client's policy documentation and supporting brochures for fund availability, investment strategy, any product information and charges. Every care has been taken in populating this output, however it must be appreciated that neither Broadridge, Prudential nor their sources guarantee the accuracy, adequacy or completeness of this information or make any warranties regarding results from its usage.

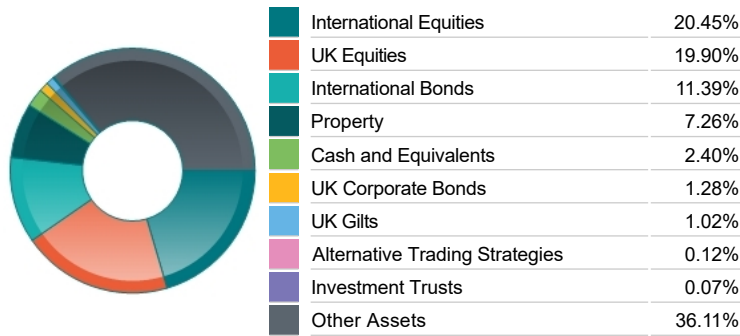
Top 10 Fund Holdings

Name	% Weight	Sector	Country
1 IFSL Evenlode Income Class C	14.10%	Managed Funds	Managed Funds
2 M&G Global Corporate Bond Sterling L	10.49%	Managed Funds	Managed Funds
3 Jupiter Income Trust Class L	8.05%	Managed Funds	Managed Funds
4 Allianz Strategic Bond Class I	7.91%	Managed Funds	Managed Funds
5 Man Group GLG Income Class D	7.40%	Managed Funds	Managed Funds
6 Jupiter Global Value Equity Class I	6.93%	Managed Funds	Managed Funds
7 Royal London Global Equity Income Class M	6.76%	Managed Funds	Managed Funds
8 Mayfair Capital Commercial Propert	6.50%	Property	Direct Property and REITs
9 Jupiter UK Special Situations Class I	6.48%	Managed Funds	Managed Funds
10 Jupiter Strategic Bond Class L	3.99%	Managed Funds	Managed Funds

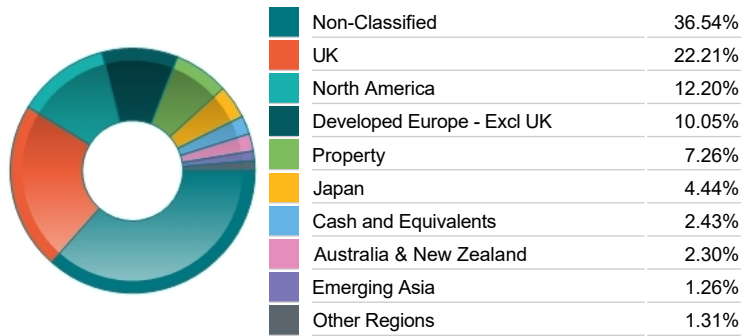
Top 10 Holdings

Name	% Weight	Sector	Country
1 Mayfair Capital Commercial Propert	6.50%	Property	Direct Property and REITs
2 IMPERIAL BRANDS	1.28%	Tobacco	United Kingdom
3 SHELL	1.25%	Non-Renewable Energy	United Kingdom
4 BP	1.24%	Non-Renewable Energy	United Kingdom
5 GSK	1.23%	Pharmaceuticals & Biotechnology	United Kingdom
6 Us 2Yr Note Mar 24	1.11%	Non-Classified	Non-Classified
7 GBPFWF FX CONTRACT25 JAN 2024	0.96%	Non-Classified	Non-Classified
8 GBPFWF FX CONTRACT25 JAN 2024	0.87%	Non-Classified	Non-Classified
9 HSBC HOLDINGS	0.78%	Banks	United Kingdom
10 Us 5Yr Note Mar 24	0.77%	Non-Classified	Non-Classified

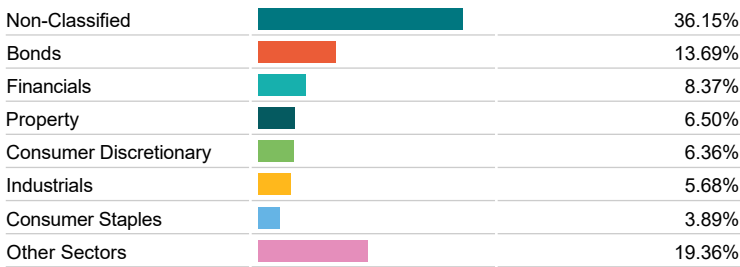
Asset Allocation



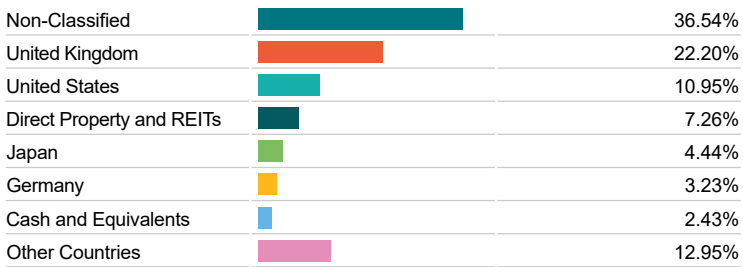
Regional Allocation



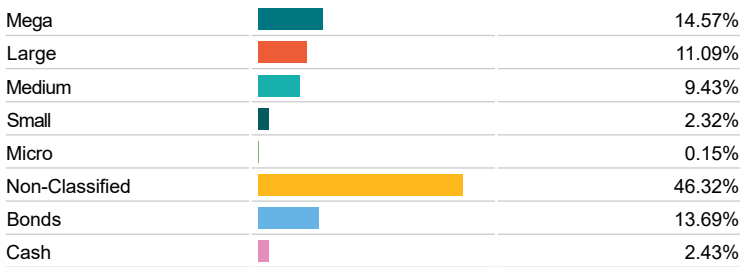
Sector Breakdown



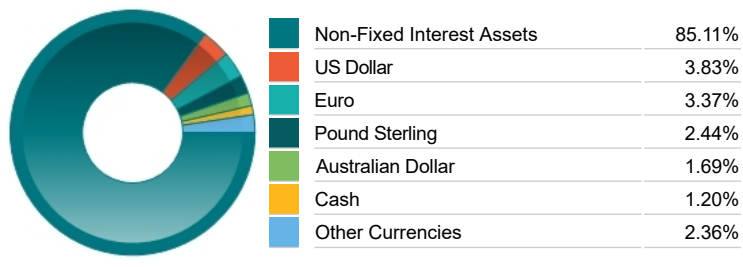
Top Country Breakdown



Breakdown By Market Cap (%)



Fixed Interest Currencies



Important Information

- The Industry Classification Benchmark is a product of FTSE International Limited and has been licensed for use. "Prudential" is a trading name of The Prudential Assurance Company Limited, which is registered in England and Wales. Registered office at 10 Fenchurch Avenue, London EC3M 5AG. Registered number 15454. Authorised by the Prudential Regulation Authority and regulated by the Financial Conduct Authority and the Prudential Regulation Authority.