

Benchmark

Benchmark	Numis Smaller Companies Index excluding Investment Companies
Benchmark Category	-
IA Sector	UK Smaller Companies

Identification Codes

Sedol Code	B8FD429
Mex Code	PCAAAF
Isin Code	GB00B8FD4291
Citi Code	GR8Z

Fund Overview

Mid (17/05/2024)	236.95p
Historic yield	1.60%
Fund size (31/01/2024)	£437.22m
Number of holdings	56
Ongoing Charges	1.04%
Launch date	11/09/2012

Fund Charges

Entry Charge	0.00%
Ongoing Charges	1.04%

Fund Background

Valuation frequency	Daily
Valuation point	12:00
Fund type	OEIC
Launch price	£0.50
Fund currency	Pound Sterling
Fund domicile	United Kingdom
ISA allowable	Yes
SIPP allowable	Yes

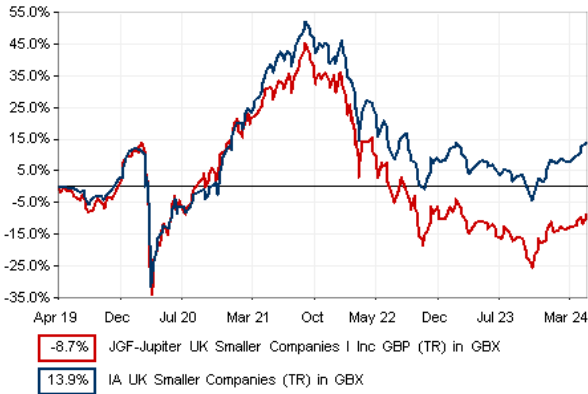
Dealing

Minimum Investment	£5000000
Minimum Top Up	£150000
Minimum Regular Saving	-
Settlement Period: Buy	4 days
Settlement Period: Sell	4 days
Pricing Basis	Forward
Dealing Decimals	3

Aims

To achieve capital growth. In seeking to achieve its investment objective the fund will aim to deliver a return, net of fees, greater than that of the Numis Smaller Companies Index excluding Investment Companies over rolling 3 year periods. The fund primarily invests in a portfolio of UK smaller companies.

Performance



Discrete performance - to last month end

	30/04/19 to 30/04/20	30/04/20 to 30/04/21	30/04/21 to 30/04/22	30/04/22 to 30/04/23	30/04/23 to 30/04/24
Fund	-10.5%	45.8%	-15.2%	-20.0%	3.0%
Sector	-11.4%	55.3%	-9.9%	-13.3%	6.1%
Rank	21/45	32/45	40/46	40/47	38/47
Quartile	2	3	4	4	4

Annualised performance

	Annualised		
	3 Years to 30/04/24	5 Years to 30/04/24	10 Years to 30/04/24
Fund	-11.3%	-1.8%	5.2%
Sector	-6.1%	2.6%	5.6%
Rank	38/46	43/45	30/40
Quartile	4	4	3

Fund Managers



Name: Daniel Nickols  
Manager for: 20 years, 3 months

Ratings

FE Crown



Group Details

Group name	Jupiter Unit Trust Managers Limited
Group address	The Zig Zag Building, 70 Victoria Street, London, SW1E 6SQ
Group telephone	020 3817 1063
Dealing telephone	0800 561 4000
Email	intermediary-sales-support@jupiteram.com
Homepage	www.jupiteram.com
Fax number	0800 561 4001

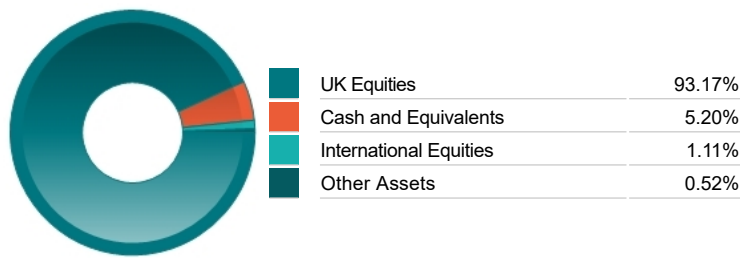
Important Information

- Source of portfolio data: Broadridge. Source of performance data: FE fundinfo. We can't predict the future. Past performance isn't a guide to future performance. The figures shown are intended only to demonstrate performance history of the fund, after allowing for the impact of ongoing charges, but take no account of product charges. Ongoing charges may vary in the future and may be higher than they are now. Fund performance is based upon the movement of the daily price and is shown as total return in GBP with income reinvested. The value of your client's investment can go down as well as up and the amount your client gets back may be less than they put in.
- This factsheet is for investment professionals and is for information purposes only. Should you wish to present any of this content to your client, please refer to similar pages on pru.co.uk. You should refer to your client's policy documentation and supporting brochures for fund availability, investment strategy, any product information and charges. Every care has been taken in populating this output, however it must be appreciated that neither Broadridge, Prudential nor their sources guarantee the accuracy, adequacy or completeness of this information or make any warranties regarding results from its usage.

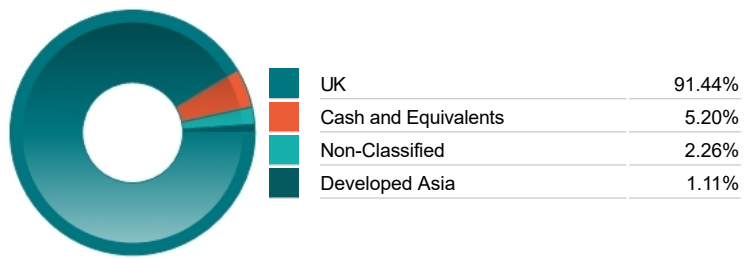
Top 10 Holdings

Name	% Weight	Sector	Country
1 CHEMRING GROUP	4.23%	Aerospace & Defence	United Kingdom
2 OSB GROUP	4.20%	Finance & Credit Services	United Kingdom
3 GAMMA COMMUNICATIONS	3.89%	Telecommunications Service Providers	United Kingdom
4 JTC	3.66%	Investment Banking & Brokerage Services	United Kingdom
5 BYTES TECHNOLOGY GROUP	3.51%	Software & Computer Services	United Kingdom
6 VESUVIUS	3.50%	Industrial Engineering	United Kingdom
7 MORGAN SINDALL GROUP	3.30%	Construction & Materials	United Kingdom
8 OXFORD INSTRUMENTS	3.26%	Electronic & Electrical Equipment	United Kingdom
9 ASCENTIAL	3.10%	Software & Computer Services	United Kingdom
10 ALPHA GROUP INTERNATIONAL LTD	2.91%	Investment Banking & Brokerage Services	United Kingdom

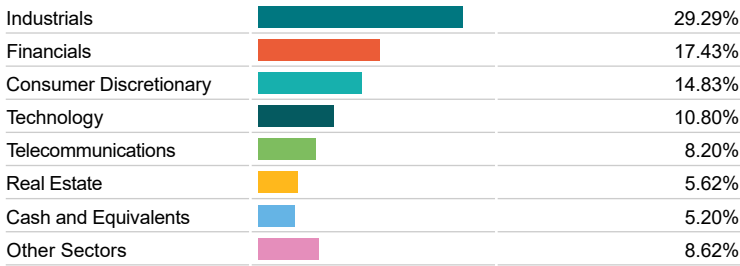
Asset Allocation



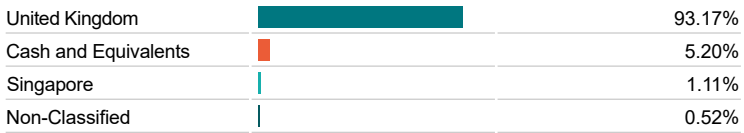
Regional Allocation



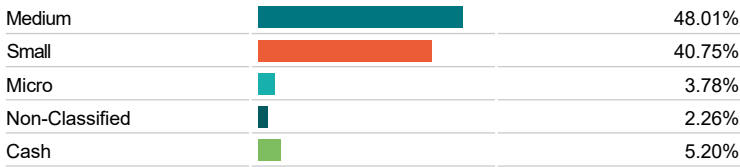
Equity Sector Breakdown




Top Country Breakdown



Breakdown By Market Cap (%)



Fixed Interest Currencies



Important Information

• The Industry Classification Benchmark is a product of FTSE International Limited and has been licensed for use. "Prudential" is a trading name of The Prudential Assurance Company Limited, which is registered in England and Wales. Registered office at 10 Fenchurch Avenue, London EC3M 5AG. Registered number 15454. Authorised by the Prudential Regulation Authority and regulated by the Financial Conduct Authority and the Prudential Regulation Authority.