

Benchmark

Benchmark	IA Flexible Investment sector
ABI Sector	Flexible Investment

Identification Codes

Sedol Code	0662358
Mex Code	SBPMS
Isin Code	IE0006623585
Citi Code	SY61

Fund Overview

Bid (16/06/2026)	5.71
Offer (16/06/2026)	6.01
Fund size (30/04/2026)	£48.75m
Underlying Fund size	£559.07m
Number of holdings	8719
Launch date	06/04/1999

Fund Charges

Annual Management Charge (AMC)	2.00%
Further Costs	0.27%
Yearly Total	2.27%

Aims

Objective: The investment strategy of the fund is to purchase units in the Invesco Managed Growth Fund - the underlying fund.

Underlying Fund Objective: The fund aims to achieve long-term (5 years plus) capital growth. The fund invests at least 80% of its assets in collective investment schemes (including funds managed by the Invesco group) which invest in a broad range of assets including shares or other equity related securities and corporate and government debt securities (including investment grade, non-investment grade and unrated). In pursuing the fund's investment objective, the fund manager may consider it appropriate to also invest in other transferable securities (including shares of companies), money market instruments, other collective investment schemes (including funds managed by the Invesco group), deposits and cash. The fund may use derivatives for efficient portfolio management purposes only, to reduce risk, reduce costs and/or generate additional capital or income. The fund invests in collective investment schemes which may use derivatives for investment purposes and/or for efficient portfolio management.

Performance




Discrete performance - to last month end

	31/05/21 to 31/05/22	31/05/22 to 31/05/23	31/05/23 to 31/05/24	31/05/24 to 31/05/25	31/05/25 to 31/05/26
Fund	1.5%	0.2%	12.7%	4.7%	18.3%
Sector	1.0%	0.1%	8.4%	3.3%	18.6%
Rank	55/133	33/136	19/135	39/136	80/160
Quartile	2	1	1	2	2

Annualised performance

	Annualised		
	3 Years to 31/05/26	5 Years to 31/05/26	10 Years to 31/05/26
Fund	11.8%	7.2%	7.3%
Sector	9.9%	6.1%	6.8%
Rank	27/134	24/131	25/98
Quartile	1	1	1

Fund Managers



Name: Alessio de Longis Jeffrey Bennett David Aujla
 Manager of the underlying fund for: 1 years, 8 months 1 years, 8 months 3 years, 1 months



Georgina Taylor
2 years, 8 months

Important Information

Ratings

Because of changes in exchange rates the value of your investment, as well as any money you take from it, can go down as well as up. The performance of our fund, compared to what it's invested in won't be exactly the same. It can be due to additional charges, cash management (needed to help people to enter and leave our fund when they want), tax and the timing of investments (this is known as a fund's dealing cycle, it varies between managers and can be several days).

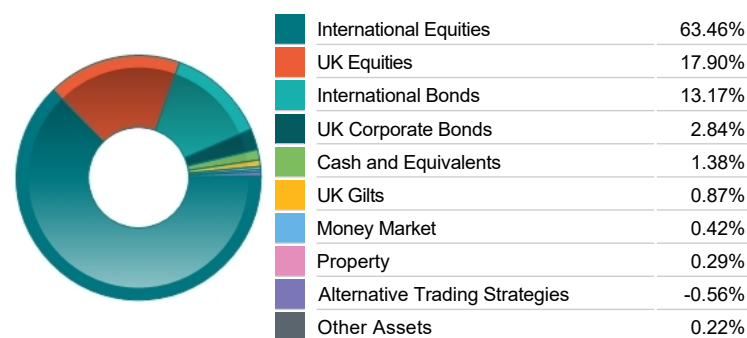
Source of portfolio data: Broadridge. Source of performance data: FE fundinfo. We can't predict the future. Past performance isn't a guide to future performance. The figures shown are intended only to demonstrate performance history of the fund, after allowing for the impact of fund charges and further costs, but take no account of product charges, or any Annual Management Charge paid for by the deduction of units. Charges and further costs may vary in the future and may be higher than they are now. Fund performance is based upon the movement of the daily price and is shown as total return in the fund's currency of denomination with gross income reinvested. The value of your client's investment can go down as well as up and the amount your client gets back may be less than they put in.

This factsheet is for investment professionals and is for information purposes only. Should you wish to present any of this content to your client, please refer to similar pages on pr.u.co.uk. You should refer to your client's policy documentation and supporting brochures for fund availability, investment strategy, any product information and charges. Every care has been taken in populating this output, however it must be appreciated that neither Broadridge, Prudential nor their sources guarantee the accuracy, adequacy or completeness of this information or make any warranties regarding results from its usage.

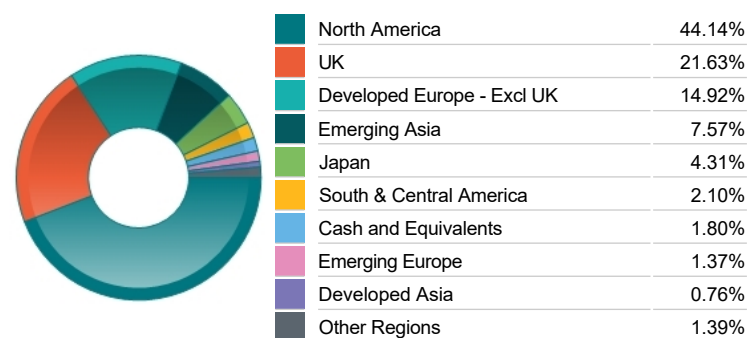
Top 10 Holdings

Name	% Weight	Sector	Country
1 NVIDIA CORPORATION	2.51%	Technology Hardware & Equipment	United States
2 APPLE	1.96%	Technology Hardware & Equipment	United States
3 MICROSOFT CORPORATION	1.83%	Software & Computer Services	United States
4 SHELL	1.23%	Non-Renewable Energy	United Kingdom
5 AMAZON.COM	1.20%	Retailers	United States
6 TAIWAN SEMICONDUCTOR MANUFACTURING COMPANY LIMITED	1.13%	Technology Hardware & Equipment	Taiwan
7 BROADCOM	1.04%	Technology Hardware & Equipment	United States
8 ASTRAZENECA	1.02%	Pharmaceuticals & Biotechnology	United Kingdom
9 HSBC HOLDINGS	0.92%	Banks	United Kingdom
10 TEXAS INSTRUMENTS INCORPORATED	0.84%	Technology Hardware & Equipment	United States

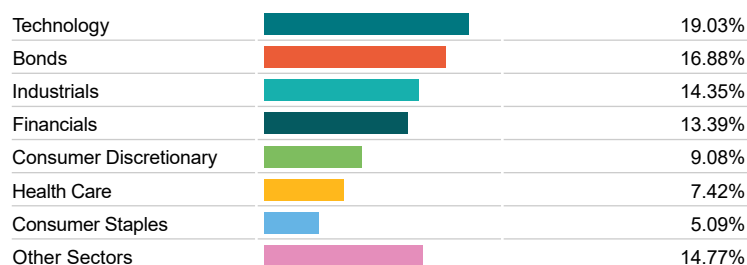
Asset Allocation



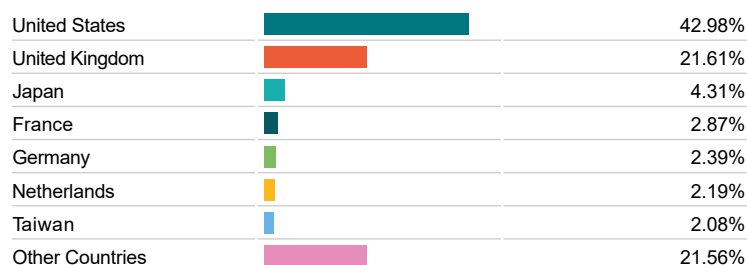
Regional Allocation



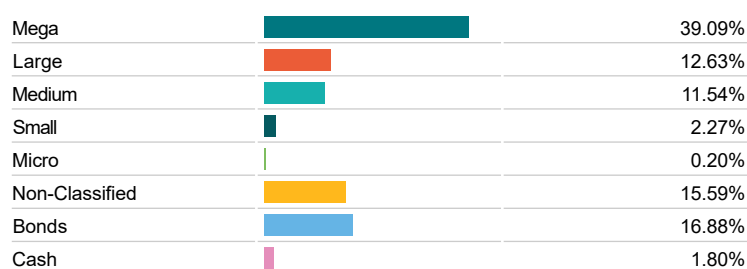
Bond Sector Breakdown



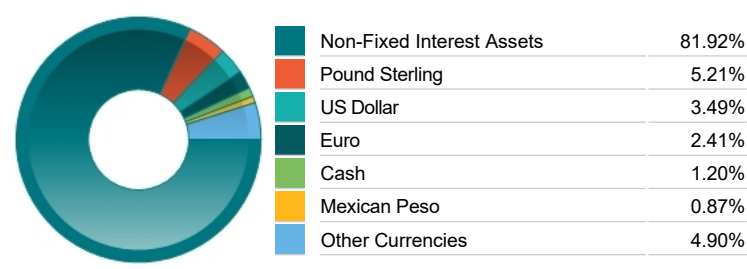
Top Country Breakdown



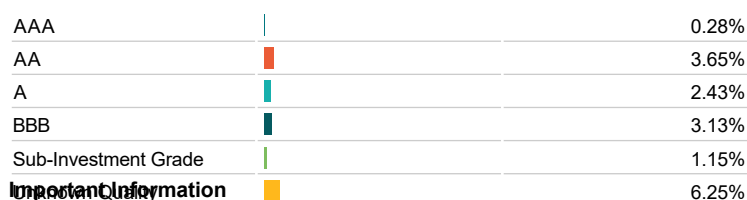
Breakdown By Market Cap (%)



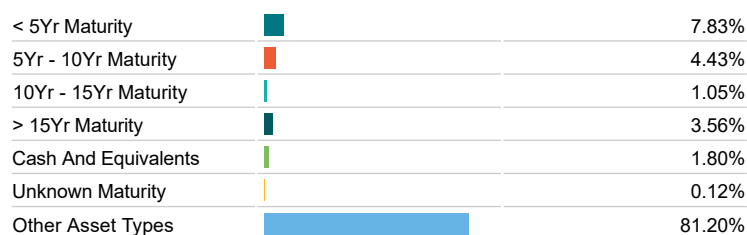
Fixed Interest Currencies



Fixed Interest Quality Profile



Fixed Interest Maturity Profile



Important Information

- Because of changes in exchange rates the value of your investment, as well as any money you take from it, can go down as well as up.
- The Investment Classification Benchmark is a product of FTSE International Limited and has been licensed for use.
- The registered office of Prudential International is in Ireland at Fitzwilliam Court, Leeson Cl, Dublin 2, D02 TC95. Prudential International is a marketing name of Prudential International Assurance plc, a life assurance company operating from Ireland. Registration No. 209956. Prudential International Assurance plc is authorised and regulated by the Central Bank of Ireland and in the context of its UK regulated activities only, is authorised by the Prudential Regulation Authority and subject to regulation by the Financial Conduct Authority and limited regulation by the Prudential Regulation Authority. Details about the extent of our regulation by the Prudential Regulation Authority are available from us on request. Prudential International is part of the same corporate group as The Prudential Assurance Company Limited. Both The Prudential Assurance Company Limited and Prudential International are direct and indirect subsidiaries respectively of M&G plc, a company incorporated in the United Kingdom. The Prudential Assurance Company Limited is not affiliated in any manner with Prudential Financial, Inc, a company whose principal place of business is in the United States of America or Prudential plc, an international group incorporated in the United Kingdom.