

**Benchmark**

Benchmark	FTSE Europe ex. UK Index (GBP)
ABI Sector	Europe excluding UK Equities

**Identification Codes**

Sedol Code	0790356
Mex Code	SBEUS
Isin Code	GB0007903569
Citi Code	SB41

**Fund Overview**

Bid (19/01/2021)	758.00
Offer (19/01/2021)	797.80
Fund size (30/11/2020)	£28.80m
Underlying Fund size	£531.02m
Number of holdings	397
Launch date	31/05/1991

**Fund Charges**

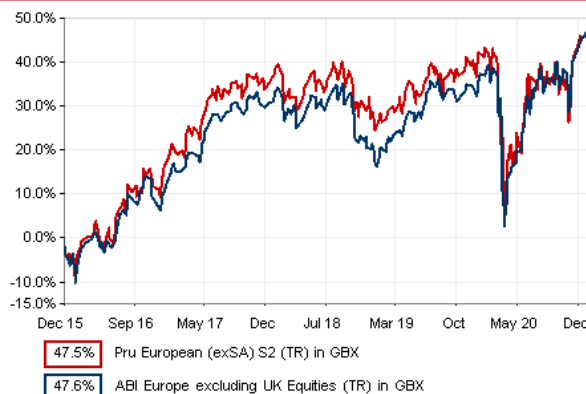
Annual Management Charge (AMC)	0.25%
Further Costs	0.04%
<b>Yearly Total</b>	<b>0.29%</b>

**Aims**

Objective: The investment strategy of the fund is to purchase units in the LF Prudential European Qualified Investor Scheme Fund - the underlying fund.

Underlying Fund Objective: That fund aims to achieve capital growth through investment in a range of European (excluding UK) securities, mainly equities.

**Performance**



**Discrete performance - to last month end**

	31/12/15 to 31/12/16	31/12/16 to 31/12/17	31/12/17 to 31/12/18	31/12/18 to 31/12/19	31/12/19 to 31/12/20
Fund	18.2%	14.3%	-8.0%	13.9%	2.8%
Sector	13.5%	15.4%	-10.7%	16.9%	7.4%
Rank	28/203	145/208	35/209	177/212	174/212
Quartile	1	3	1	4	4

**Annualised performance**

	Annualised		
	3 Years to 31/12/20	5 Years to 31/12/20	10 Years to 31/12/20
Fund	2.5%	7.8%	6.9%
Sector	3.9%	8.0%	7.0%
Rank	155/209	132/203	116/178
Quartile	3	3	3

**Fund Managers**



Name: Richard Halle  
Manager of the underlying fund for: 9 years, 10 months

**Ratings**

FE Crown




**Important Information**

- Because of changes in exchange rates the value of your investment, as well as any money you take from it, can go down as well as up.
- Some funds may invest in 'underlying' funds or other investment vehicles. The performance of our fund, compared to what it's invested in won't be exactly the same. That can be due to additional charges, cash management (needed to help people to enter and leave our fund when they want), tax and the timing of investments (this is known as a fund's dealing cycle, it varies between managers and can be several days).
- Source of portfolio data: Broadridge. Source of performance data: FE fundinfo. We can't predict the future. Past performance isn't a guide to future performance. The figures shown are intended only to demonstrate performance history of the fund, after allowing for the impact of fund charges and further costs, but take no account of product charges, or any Annual Management Charge paid for by the deduction of units. Charges and further costs may vary in the future and may be higher than they are now. Fund performance is based upon the movement of the daily price and is shown as total return in GBP with net income reinvested. The value of your client's investment can go down as well as up and the amount your client gets back may be less than they put in.
- This factsheet is for investment professionals and is for information purposes only. Should you wish to present any of this content to your client, please refer to similar pages on pru.co.uk. You should refer to your client's policy documentation and supporting brochures for fund availability, investment strategy, any product information and charges. Every care has been taken in populating this output, however it must be appreciated that neither Broadridge, Prudential nor their sources guarantee the accuracy, adequacy or completeness of this information or make any warranties regarding results from its usage.


Top 10 Holdings

Name	% Weight	Sector	Country
1 NOVARTIS AG	4.31%	Pharmaceuticals & Biotechnology	Switzerland
2 NESTLE SA	3.81%	Food Producers	Switzerland
3 TOTAL SE	3.51%	Non-Renewable Energy	France
4 ROCHE HLDG AG	3.35%	Pharmaceuticals & Biotechnology	Switzerland
5 SIEMENS AG	2.82%	General Industrials	Germany
6 BAYER AG	2.23%	Pharmaceuticals & Biotechnology	Germany
7 KONINKLIJKE AHOLD DELHAIZE NV	2.17%	Personal Care, Drug & Grocery Stores	Netherlands
8 UPM-KYMMENE OYJ	2.08%	Industrial Materials	Finland
9 SECURITAS AB	1.96%	Industrial Support Services	Sweden
10 VOLKSWAGEN AG	1.80%	Automobiles & Parts	Germany

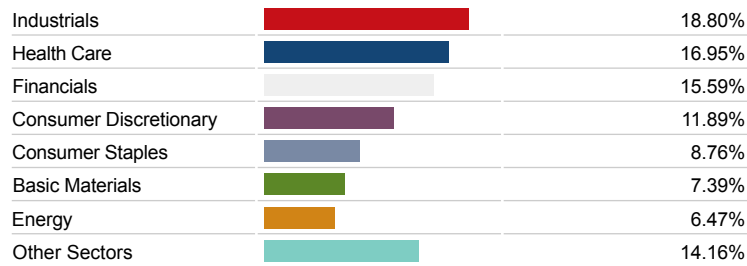
Asset Allocation



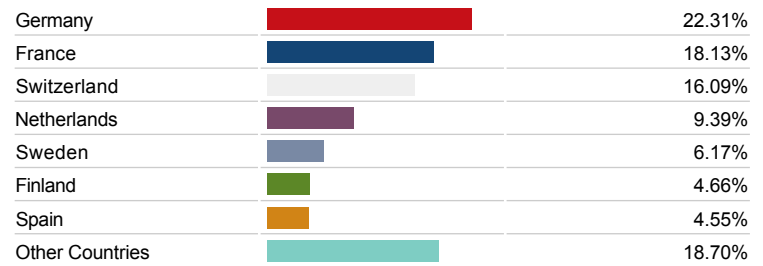
Regional Allocation



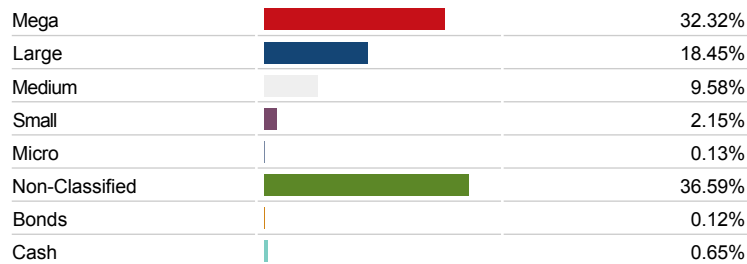
Equity Sector Breakdown




Top Country Breakdown



Breakdown By Market Cap (%)



Fixed Interest Currencies



Important Information

- Because of changes in exchange rates the value of your investment, as well as any money you take from it, can go down as well as up.
- The Industry Classification Benchmark is a product of FTSE International Limited and has been licensed for use.
- "Prudential" is a trading name of The Prudential Assurance Company Limited, which is registered in England and Wales. Registered office at 10 Fenchurch Avenue, London EC3M 5AG. Registered number 15454. Authorised by the Prudential Regulation Authority and regulated by the Financial Conduct Authority and the Prudential Regulation Authority.