

Benchmark

Benchmark	Investment Association Sterling Corporate Bond sector
Sector	ABI Sterling Corporate Bond

Identification Codes

Sedol Code	B5BGJ93
Mex Code	PUAIGB
Isin Code	GB00B5BGJ933
Citi Code	I2X5

Fund Overview

Bid (20/08/2021)	175.00
Offer (20/08/2021)	184.20
Fund size (31/07/2021)	£0.50m
Underlying Fund size	£182.31m
Number of holdings	140
Launch date	25/01/2010

Fund Charges

Annual Management Charge (AMC)	1.70%
Further Costs	0.00%
Yearly Total	1.70%

Aims

Objective: The investment strategy of the fund is to purchase units in the Aegon Investment Grade Bond Fund - the underlying fund.

Underlying Fund Objective: The fund aims to maximise total return (income plus capital) by investing primarily in investment grade and government bonds denominated in sterling and other currencies. The fund may hold a maximum of 20% in high yield bonds and also hold cash. A minimum of 80% of the fund will be hedged back to sterling. The fund may also invest in deposits, money market instruments, derivative instruments and forward transactions.

Performance

No data available! Please enter a valid code!

Fund Managers



Name: Euan McNeil
Manager of the underlying fund for: 14 years, 5 months

Ratings

FE Crown




Important Information

- Because of changes in exchange rates the value of your investment, as well as any money you take from it, can go down as well as up.
- Some funds may invest in ‘underlying’ funds or other investment vehicles. The performance of our fund, compared to what it’s invested in won’t be exactly the same. That can be due to additional charges, cash management (needed to help people to enter and leave our fund when they want), tax and the timing of investments (this is known as a fund’s dealing cycle, it varies between managers and can be several days).
- Source of portfolio data: Broadridge. Source of performance data: FE fundinfo. We can’t predict the future. Past performance isn’t a guide to future performance. The figures shown are intended only to demonstrate performance history of the fund, after allowing for the impact of fund charges and further costs, but take no account of product charges, or any Annual Management Charge paid for by the deduction of units. Charges and further costs may vary in the future and may be higher than they are now. Fund performance is based upon the movement of the daily price and is shown as total return in GBP with gross income reinvested. The value of your client’s investment can go down as well as up and the amount your client gets back may be less than they put in.
- This factsheet is for investment professionals and is for information purposes only. Should you wish to present any of this content to your client, please refer to similar pages on pru.co.uk. You should refer to your client’s policy documentation and supporting brochures for fund availability, investment strategy, any product information and charges. Every care has been taken in populating this output, however it must be appreciated that neither Broadridge, Prudential nor their sources guarantee the accuracy, adequacy or completeness of this information or make any warranties regarding results from its usage.

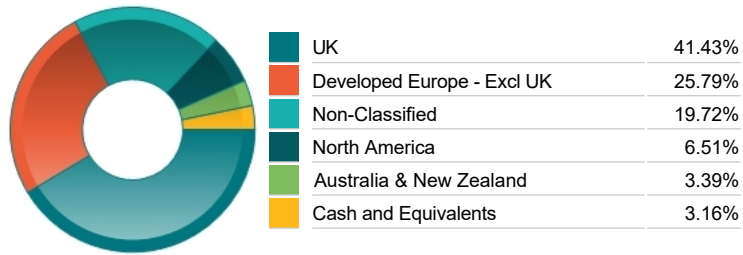
Top 10 Holdings

Name	% Weight	Sector	Country
1 ROTHESAY LIFE 3.375% 12/07/2026 REGS	1.96%	Bonds	United Kingdom
2 QBE INSURANCE GROUP LTD VAR 02/12/2044	1.76%	Bonds	Australia
3 DWR CYMRU FINANCING UK 1.625% 31/03/2026 EMTN	1.64%	Bonds	Non-Classified
4 DEUTSCHE BANK AG VAR 22/12/2028 EMTN	1.55%	Bonds	Germany
5 PRUDENTIAL PLC VAR 03/11/2033 EMTN	1.47%	Bonds	United Kingdom
6 CPUK FINANCE LTD 6.5% 28/08/2026	1.46%	Bonds	Non-Classified
7 RAC BOND CO PLC 4.87% 06/05/2026 EMTN	1.36%	Bonds	United Kingdom
8 ORSTED A/S 2.5% 16/05/2033 EMTN	1.34%	Bonds	Denmark
9 LEGAL & GENERAL GROUP VAR 26/11/2049 EMTN	1.33%	Bonds	United Kingdom
10 LEGAL & GENERAL GROUP VAR 14/11/2048	1.29%	Bonds	United Kingdom


Asset Allocation



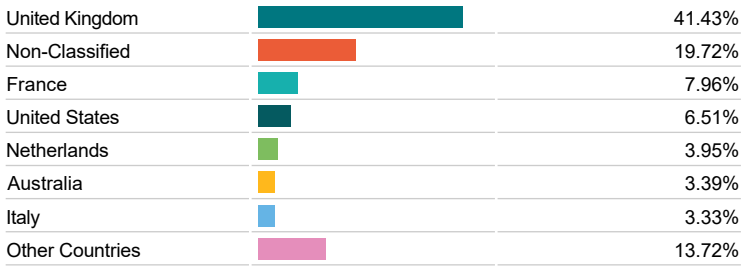
Regional Allocation



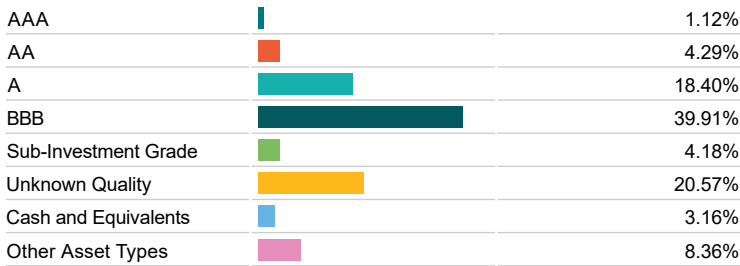
Bond Sector Breakdown



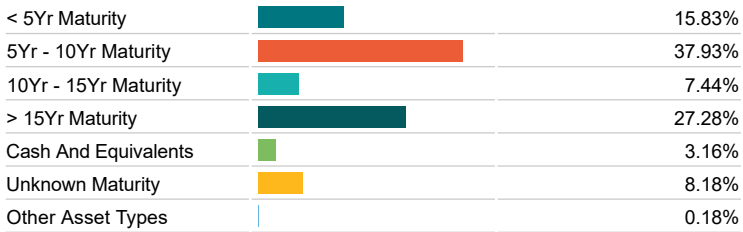
Top Country Breakdown




Fixed Interest Quality Profile



Fixed Interest Maturity Profile



Fixed Interest Currencies



Important Information

- Because of changes in exchange rates the value of your investment, as well as any money you take from it, can go down as well as up.
- The Industry Classification Benchmark is a product of FTSE International Limited and has been licensed for use.
- "Prudential" is a trading name of The Prudential Assurance Company Limited, which is registered in England and Wales. Registered office at 10 Fenchurch Avenue, London EC3M 5AG. Registered number 15454. Authorised by the Prudential Regulation Authority and regulated by the Financial Conduct Authority and the Prudential Regulation Authority.