

## Benchmark

Benchmark	HSBC Global Mining, Gold and Energy Index (Net)
Benchmark Category	-
IA Sector	Specialist

## Identification Codes

Sedol Code	B88MP08
Mex Code	C5EDNC
Isin Code	GB00B88MP089
Citi Code	GPUM

## Fund Overview

Mid (13/05/2024)	1128.00p
Historic yield	2.69%
Fund size (31/12/2023)	£932.94m
Number of holdings	187
Ongoing Charges	0.83%
Launch date	08/10/2012

## Fund Charges

Entry Charge	0.00%
Ongoing Charges	0.83%

## Fund Background

Valuation frequency	Daily
Valuation point	12:00
Fund type	ICVC
Launch price	£0.50
Fund currency	Pound Sterling
Fund domicile	United Kingdom
ISA allowable	Yes
SIPP allowable	Yes

## Dealing

Minimum Investment	£5000000
Minimum Top Up	£100000
Minimum Regular Saving	-
Settlement Period: Buy	3 days
Settlement Period: Sell	3 days
Pricing Basis	Forward
Dealing Decimals	3

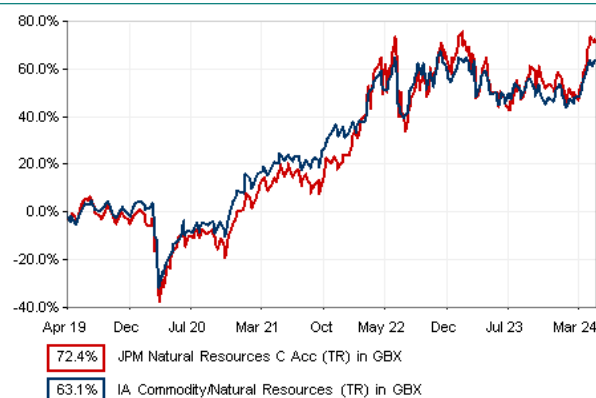
## Distribution Dates

Ex dividend date(s)	Income payment date(s)
31 January	30 April

## Aims

The Fund aims to invest primarily in the shares of companies throughout the world engaged in the production and marketing of commodities. The fund aims to provide capital growth over the long term.

## Performance



## Discrete performance - to last month end

	30/04/19 to 30/04/20	30/04/20 to 30/04/21	30/04/21 to 30/04/22	30/04/22 to 30/04/23	30/04/23 to 30/04/24
Fund	-15.3%	34.9%	37.0%	-0.9%	11.1%
Sector	-14.8%	41.4%	28.7%	-1.8%	7.0%
Rank	12/26	15/26	11/28	12/29	14/30
Quartile	2	3	2	2	2

## Annualised performance

	3 Years to 30/04/24	5 Years to 30/04/24	10 Years to 30/04/24
Fund	14.7%	11.5%	6.5%
Sector	10.6%	10.3%	7.2%
Rank	8/28	5/26	8/18
Quartile	2	1	2

## Fund Managers



Name:	Christopher Korpan	Neil Gregson
Manager for:	7 years, 3 months	12 years, 3 months

## Ratings

FE Crown



## Group Details

Group name	JPMorgan Asset Management
Group address	60 Victoria Embankment London EC4Y 0JP United Kingdom
Group telephone	0800 727 770
Dealing telephone	0207 742 9909
Email	ifaenquiry@jpmorgan.com
Homepage	www.jpmorganassetmanagement.com/
Fax number	0207 742 9010


## Important Information

- Source of portfolio data: Broadridge. Source of performance data: FE fundinfo. We can't predict the future. Past performance isn't a guide to future performance. The figures shown are intended only to demonstrate performance history of the fund, after allowing for the impact of ongoing charges, but take no account of product charges. Ongoing charges may vary in the future and may be higher than they are now. Fund performance is based upon the movement of the daily price and is shown as total return in GBP with income reinvested. The value of your client's investment can go down as well as up and the amount your client gets back may be less than they put in.
- This factsheet is for investment professionals and is for information purposes only. Should you wish to present any of this content to your client, please refer to similar pages on pru.co.uk. You should refer to your client's policy documentation and supporting brochures for fund availability, investment strategy, any product information and charges. Every care has been taken in populating this output, however it must be appreciated that neither Broadridge, Prudential nor their sources guarantee the accuracy, adequacy or completeness of this information or make any warranties regarding results from its usage.

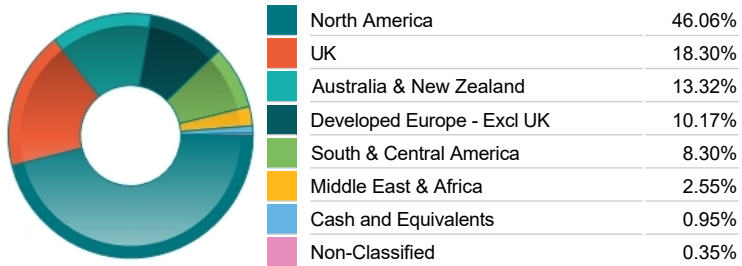
Top 10 Holdings

Name	% Weight	Sector	Country
1 EXXON MOBIL CORPORATION	8.38%	Non-Renewable Energy	United States
2 RIO TINTO	8.32%	Industrial Metals & Mining	United Kingdom
3 SHELL	5.92%	Non-Renewable Energy	United Kingdom
4 FREEPORT-MCMORAN INC	5.00%	Industrial Metals & Mining	United States
5 VALE S.A.	4.95%	Industrial Metals & Mining	Brazil
6 BHP GROUP LIMITED	4.44%	Industrial Metals & Mining	Australia
7 TOTAL SE	4.27%	Non-Renewable Energy	France
8 EOG RESOURCES INC	3.02%	Non-Renewable Energy	United States
9 BHP GROUP	2.97%	Industrial Metals & Mining	Australia
10 NORTHERN STAR RESOURCES LTD	2.63%	Precious Metals & Mining	Australia

Asset Allocation



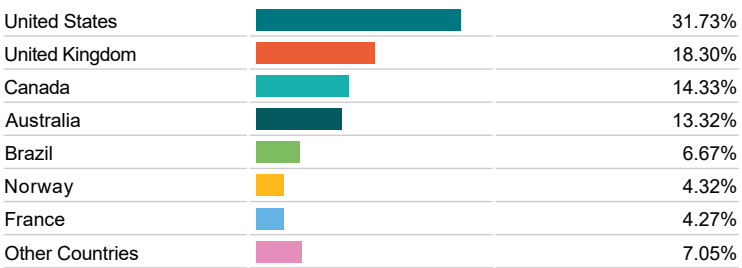
Regional Allocation



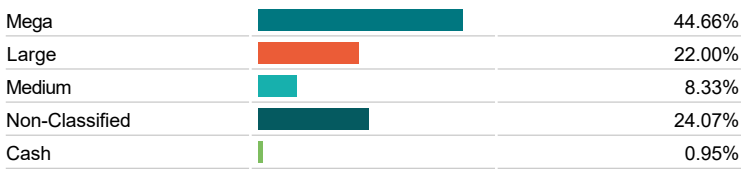
Equity Sector Breakdown




Top Country Breakdown



Breakdown By Market Cap (%)



Fixed Interest Currencies



Important Information

• The Industry Classification Benchmark is a product of FTSE International Limited and has been licensed for use. "Prudential" is a trading name of The Prudential Assurance Company Limited, which is registered in England and Wales. Registered office at 10 Fenchurch Avenue, London EC3M 5AG. Registered number 15454. Authorised by the Prudential Regulation Authority and regulated by the Financial Conduct Authority and the Prudential Regulation Authority.