

Benchmark

Benchmark	The Fund targets a gross return of 5% per annum above 3 month SONIA (ICE 3 month Term Sterling Overnight Index Average Reference Rate) over a rolling 3 year period.
Benchmark Category	-
IA Sector	Targeted Absolute Return

Identification Codes

Sedol Code	B8CHD61
Mex Code	BRETGL
Isin Code	GB00B8CHD613
Citi Code	JF3E

Fund Overview

Mid (08/03/2024)	246.12p
Historic yield	4.13%
Fund size (31/01/2024)	£187.91m
Number of holdings	547
Ongoing Charges	0.82%
Launch date	09/09/2013

Fund Charges

Entry Charge	0.00%
Ongoing Charges	0.82%

Fund Background

Valuation frequency	Daily
Valuation point	12:00
Fund type	ICVC
Launch price	£0.50
Fund currency	Pound Sterling
Fund domicile	United Kingdom
ISA allowable	Yes
SIPP allowable	Yes

Dealing

Minimum Investment	£500
Minimum Top Up	£100
Minimum Regular Saving	£20
Settlement Period: Buy	3 days
Settlement Period: Sell	3 days
Pricing Basis	Forward
Dealing Decimals	2


Aims

The Fund aims to achieve a positive total return in all market conditions over a rolling 3 year period. The Fund targets a gross return of 5% per annum above 3 month SONIA. The Fund aims to achieve this with less than half the volatility of global equities, over the same rolling 3 year period.

Performance

No data available! Please enter a valid code!

Fund Managers

		
Name: Georgina Taylor	Sebastian Mackay	Gwilym Satchell
Manager for: 2 years, 11 months	4 years, 3 months	6 years, 2 months

Ratings

FE Crown	
----------	---

Group Details

Group name	Invesco ICVC
Group address	INVESCO Park Henley-on-Thames Oxfordshire RG9 1HH United Kingdom
Group telephone	0800 028 2121
Dealing telephone	0800 085 8571
Email	Sally.Elsbury@Invesco.com
Homepage	https://www.invesco.co.uk/uk
Fax number	01491 416000

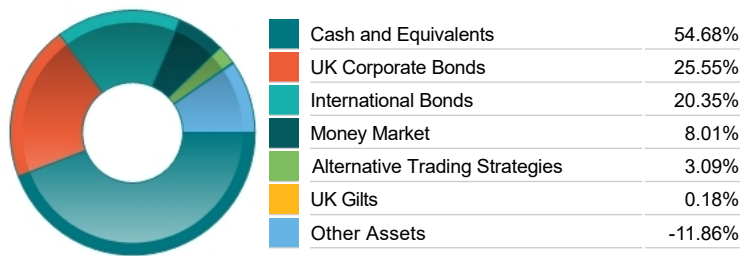
Important Information

- Source of portfolio data: Broadridge. Source of performance data: FE fundinfo. We can't predict the future. Past performance isn't a guide to future performance. The figures shown are intended only to demonstrate performance history of the fund, after allowing for the impact of ongoing charges, but take no account of product charges. Ongoing charges may vary in the future and may be higher than they are now. Fund performance is based upon the movement of the daily price and is shown as total return in GBP with income reinvested. The value of your client's investment can go down as well as up and the amount your client gets back may be less than they put in.
- This factsheet is for investment professionals and is for information purposes only. Should you wish to present any of this content to your client, please refer to similar pages on pru.co.uk. You should refer to your client's policy documentation and supporting brochures for fund availability, investment strategy, any product information and charges. Every care has been taken in populating this output, however it must be appreciated that neither Broadridge, Prudential nor their sources guarantee the accuracy, adequacy or completeness of this information or make any warranties regarding results from its usage.

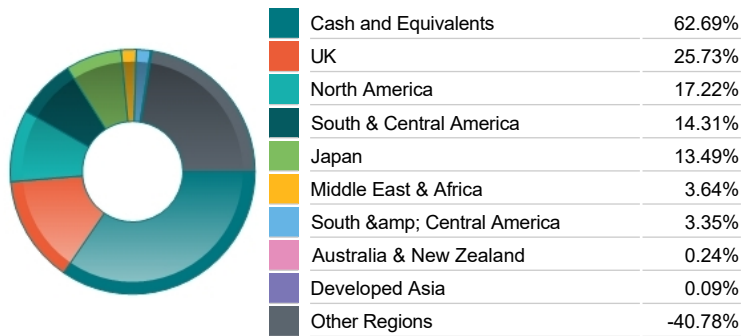
Top 10 Holdings

Name	% Weight	Sector	Country
1 MEXICO(UTD MEX ST) 7.750 MAY 29 31	8.15%	Bonds	Mexico
2 BRAZIL (FED REP OF) 10.000 JAN 01 31	6.16%	Bonds	Brazil
3 STH AFRICA(REP OF) 8.250 MAR 31 32	3.57%	Bonds	South Africa
4 UNITED STATES TREAS 0.125 FEB 15 24	0.67%	Bonds	United States
5 CAIXABANK SA FLTG 5.875 PERP REGS	0.27%	Bonds	Spain
6 AT&T INC 2.900 DEC 04 26	0.25%	Bonds	United States
7 DEUTSCHE BANK A G FLTG 6.000 PERPETUAL	0.23%	Bonds	Germany
8 VERIZON COMMUNICATIO 4.400 NOV 01 34	0.20%	Bonds	United States
9 PHOENIX GRP HLD PLC FLTG 5.750 PERP REGS	0.19%	Bonds	United Kingdom
10 ¼% Index-linked Treasury Gilt 2026	0.18%	Bonds	United Kingdom

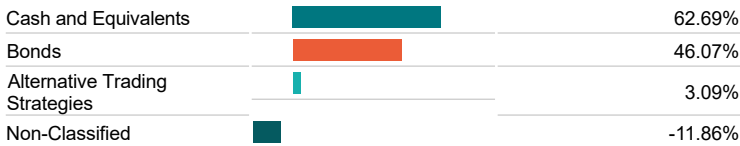
Asset Allocation



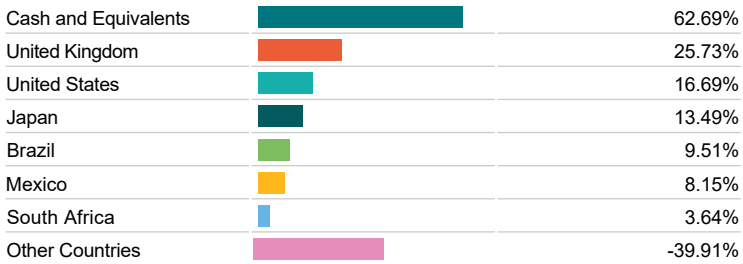
Regional Allocation



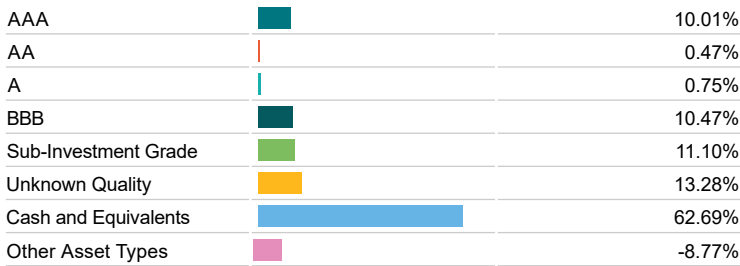
Bond Sector Breakdown



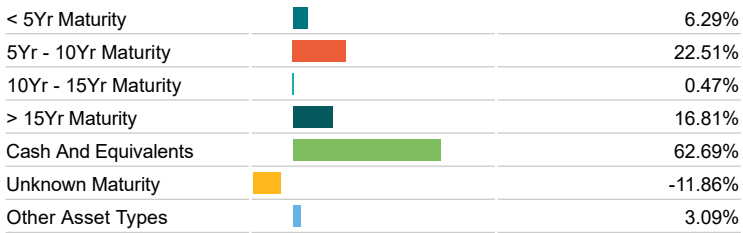
Top Country Breakdown



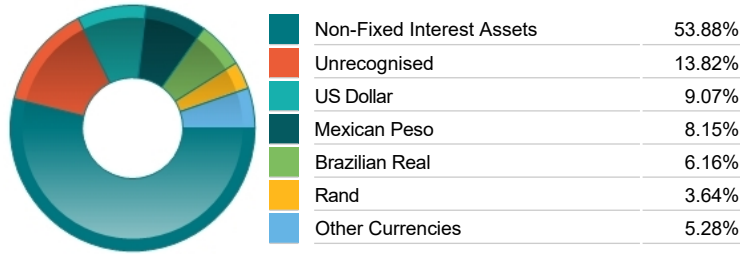
Fixed Interest Quality Profile



Fixed Interest Maturity Profile



Fixed Interest Currencies



Important Information

• The Industry Classification Benchmark is a product of FTSE International Limited and has been licensed for use. "Prudential" is a trading name of The Prudential Assurance Company Limited, which is registered in England and Wales. Registered office at 10 Fenchurch Avenue, London EC3M 5AG. Registered number 15454. Authorised by the Prudential Regulation Authority and regulated by the Financial Conduct Authority and the Prudential Regulation Authority.