

Benchmark

Benchmark	MSCI All Countries World Information Technology Index + Communications Services index
Benchmark Category	-
IA Sector	Technology and Technology Innovations

Identification Codes

Sedol Code	0771607
Mex Code	HEGTI
Isin Code	GB0007716078
Citi Code	TU35

Fund Overview

Mid (26/04/2024)	4995.00p
Historic yield	0.00%
Fund size (31/12/2023)	£1136.83m
Number of holdings	54
Ongoing Charges	0.85%
Launch date	31/10/1984

Fund Charges

Entry Charge	0.00%
Ongoing Charges	0.85%

Fund Background

Valuation frequency	Daily
Valuation point	12:00
Fund type	OEIC
Launch price	£0.24
Fund currency	Pound Sterling
Fund domicile	United Kingdom
ISA allowable	Yes
SIPP allowable	Yes

Dealing

Minimum Investment	£3000000
Minimum Top Up	£10000
Minimum Regular Saving	-
Settlement Period: Buy	4 days
Settlement Period: Sell	4 days
Pricing Basis	Forward
Dealing Decimals	4

Distribution Dates

Ex dividend date(s)	Income payment date(s)
01 November	31 December

Aims

To aim to provide capital growth by investing in companies worldwide that derive, or are expected to derive, profits from technology.

Performance



Discrete performance - to last month end

	31/03/19 to 31/03/20	31/03/20 to 31/03/21	31/03/21 to 31/03/22	31/03/22 to 31/03/23	31/03/23 to 31/03/24
Fund	10.0%	49.6%	8.0%	-6.4%	45.8%
Sector	6.5%	57.0%	4.3%	-6.0%	33.1%
Rank	7/28	24/30	11/31	11/32	6/32
Quartile	1	4	2	2	1

Annualised performance

	3 Years to 31/03/24	5 Years to 31/03/24	10 Years to 31/03/24
Fund	13.8%	19.4%	20.0%
Sector	9.3%	16.9%	16.9%
Rank	8/31	8/28	4/13
Quartile	1	2	1

Fund Managers



Name: Graeme Clark  
Manager for: 6 years, 8 months

Ratings

FE Crown



Group Details

Group name	Janus Henderson Investors
Group address	PO Box 9023 Chelmsford CM99 2WB
Group telephone	0800 832 832
Dealing telephone	0845 608 8703
Email	support@henderson.com
Homepage	www.henderson.com
Fax number	0870 888 3094

Important Information

- Source of portfolio data: Broadridge. Source of performance data: FE fundinfo. We can't predict the future. Past performance isn't a guide to future performance. The figures shown are intended only to demonstrate performance history of the fund, after allowing for the impact of ongoing charges, but take no account of product charges. Ongoing charges may vary in the future and may be higher than they are now. Fund performance is based upon the movement of the daily price and is shown as total return in GBP with income reinvested. The value of your client's investment can go down as well as up and the amount your client gets back may be less than they put in.
- This factsheet is for investment professionals and is for information purposes only. Should you wish to present any of this content to your client, please refer to similar pages on pru.co.uk. You should refer to your client's policy documentation and supporting brochures for fund availability, investment strategy, any product information and charges. Every care has been taken in populating this output, however it must be appreciated that neither Broadridge, Prudential nor their sources guarantee the accuracy, adequacy or completeness of this information or make any warranties regarding results from its usage.


Top 10 Holdings

Name	% Weight	Sector	Country
1 MICROSOFT CORPORATION	9.81%	Software & Computer Services	United States
2 NVIDIA CORP	7.45%	Technology Hardware & Equipment	United States
3 META PLATFORMS	5.14%	Software & Computer Services	United States
4 ALPHABET INC	4.63%	Software & Computer Services	United States
5 AMAZON.COM	4.29%	Retailers	United States
6 APPLE	3.70%	Technology Hardware & Equipment	United States
7 ALPHABET INC	3.30%	Software & Computer Services	United States
8 ADVANCED MICRO DEVICES	3.25%	Technology Hardware & Equipment	United States
9 UBER TECHNOLOGIES	3.10%	Consumer Services	United States
10 MICRON TECHNOLOGY	2.64%	Technology Hardware & Equipment	United States

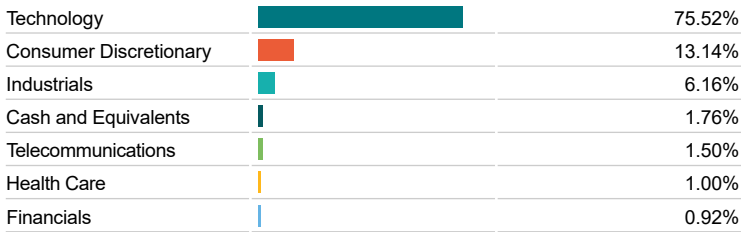
Asset Allocation



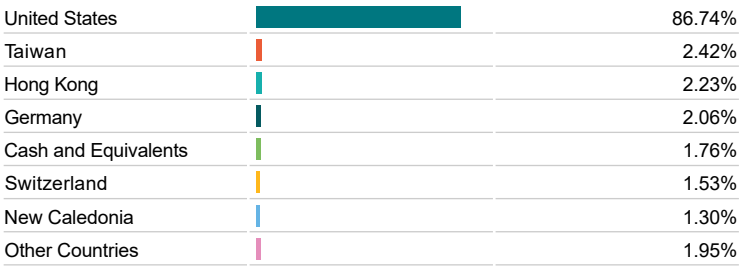
Regional Allocation



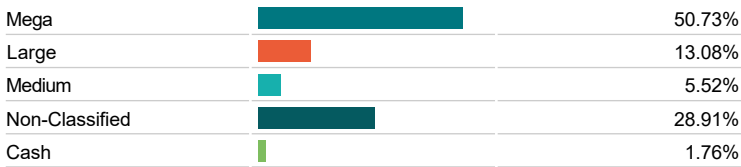
Equity Sector Breakdown



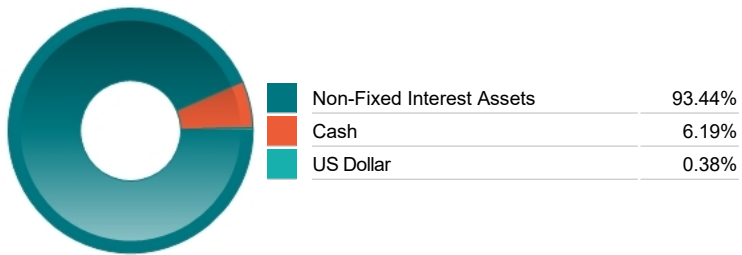
Top Country Breakdown



Breakdown By Market Cap (%)



Fixed Interest Currencies



Important Information

• The Industry Classification Benchmark is a product of FTSE International Limited and has been licensed for use. "Prudential" is a trading name of The Prudential Assurance Company Limited, which is registered in England and Wales. Registered office at 10 Fenchurch Avenue, London EC3M 5AG. Registered number 15454. Authorised by the Prudential Regulation Authority and regulated by the Financial Conduct Authority and the Prudential Regulation Authority.