

## Benchmark

Benchmark	Composite
ABI Sector	Mixed Investment 40-85% Shares

## Identification Codes

Sedol Code	B6Z3FP5
Mex Code	PUBAAD
Isin Code	GB00B6Z3FP59
Citi Code	0I1I

## Fund Overview

Bid (17/09/2021)	180.50
Offer (17/09/2021)	190.00
Fund size (31/08/2021)	£0.02m
Underlying Fund size	£12.65m
Number of holdings	117
Launch date	14/11/2011

## Fund Charges

Annual Management Charge (AMC)	2.25%
Further Costs	0.00%
<b>Yearly Total</b>	<b>2.25%</b>

## Aims

Objective: The investment strategy of the fund is to purchase units in the WS Verbatim Portfolio 5 Income Fund – the underlying fund.

Underlying Fund Objective: The fund will use a broadly cautious balanced investment strategy with the aim of achieving income with some potential for capital growth over the medium to longer term.

## Performance

No data available! Please enter a valid code!

## Fund Managers



Name:	Henning Meyer	Mark Van Moorsel
Manager of the underlying fund for:	4 years	4 years, 4 months

## Ratings

FE Crown



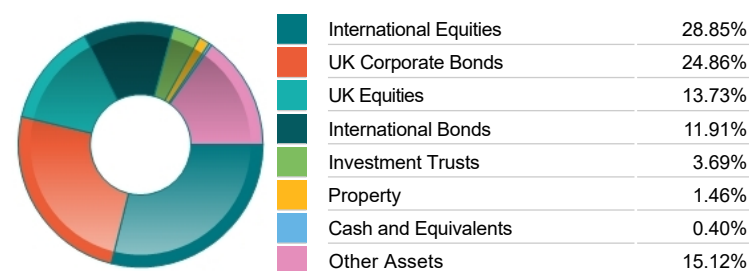
## Important Information

- Because of changes in exchange rates the value of your investment, as well as any money you take from it, can go down as well as up.
- Some funds may invest in 'underlying' funds or other investment vehicles. The performance of our fund, compared to what it's invested in won't be exactly the same. That can be due to additional charges, cash management (needed to help people to enter and leave our fund when they want), tax and the timing of investments (this is known as a fund's dealing cycle, it varies between managers and can be several days).
- Source of portfolio data: Broadridge. Source of performance data: FE fundinfo. We can't predict the future. Past performance isn't a guide to future performance. The figures shown are intended only to demonstrate performance history of the fund, after allowing for the impact of fund charges and further costs, but take no account of product charges, or any Annual Management Charge paid for by the deduction of units. Charges and further costs may vary in the future and may be higher than they are now. Fund performance is based upon the movement of the daily price and is shown as total return in GBP with gross income reinvested. The value of your client's investment can go down as well as up and the amount your client gets back may be less than they put in.
- This factsheet is for investment professionals and is for information purposes only. Should you wish to present any of this content to your client, please refer to similar pages on pru.co.uk. You should refer to your client's policy documentation and supporting brochures for fund availability, investment strategy, any product information and charges. Every care has been taken in populating this output, however it must be appreciated that neither Broadridge, Prudential nor their sources guarantee the accuracy, adequacy or completeness of this information or make any warranties regarding results from its usage.

## Top 10 Fund Holdings

Name	% Weight
1 SAR GL HI STERL — SHS -I- HEDGED GBP	14.75%
2 Sarasin Global Higher Dividend Class I	6.67%
3 BROADCOM INC	2.47%
4 ENEL SPA	2.30%
5 LEGAL & GENERAL GROUP	2.16%
6 VODAFONE GROUP	2.02%
7 UNILEVER	1.97%
8 SMITH(DS)	1.94%
9 ADMIRAL GROUP	1.86%
10 CME GROUP INC	1.85%

## Asset Allocation



## Sector Breakdown

Bonds	36.76%
Non-Classified	15.12%
Financials	12.50%
Consumer Staples	5.72%
Health Care	5.71%
Industrials	5.60%
Technology	4.72%
Other Sectors	13.86%

## Breakdown By Market Cap (%)

Mega	22.17%
Large	8.87%
Medium	0.85%
Non-Classified	30.96%
Bonds	36.76%
Cash	0.40%

## Fixed Interest Quality Profile

AAA	0.54%
AA	1.83%
A	8.59%
BBB	21.06%
Unknown Quality	4.75%
Cash and Equivalents	0.40%
Other Asset Types	62.84%

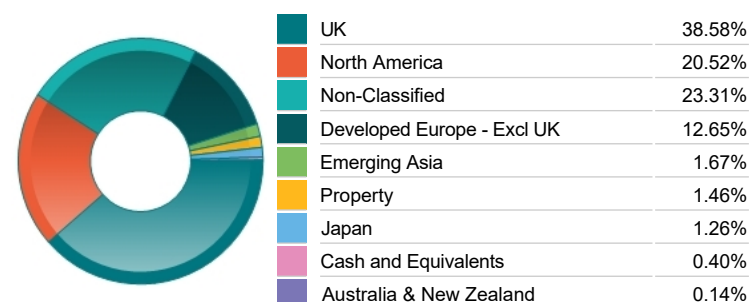
## Important Information

- Because of changes in exchange rates the value of your investment, as well as any money you take from it, can go down as well as up.
- The Industry Classification Benchmark is a product of FTSE International Limited and has been licensed for use.
- "Prudential" is a trading name of The Prudential Assurance Company Limited, which is registered in England and Wales. Registered office at 10 Fenchurch Avenue, London EC3M 5AG. Registered number 15454. Authorised by the Prudential Regulation Authority and regulated by the Financial Conduct Authority and the Prudential Regulation Authority.

## Top 10 Holdings

Name	% Weight
1 BROADCOM INC	2.78%
2 ENEL SPA	2.59%
3 LEGAL & GENERAL GROUP	2.33%
4 UNILEVER	2.27%
5 CME GROUP INC	2.12%
6 VODAFONE GROUP	2.02%
7 SMITH(DS)	1.94%
8 ADMIRAL GROUP	1.86%
9 BANK OF NOVA SCOTIA	1.85%
10 TAIWAN SEMICONDUCTOR MANUFACTURING	1.67%

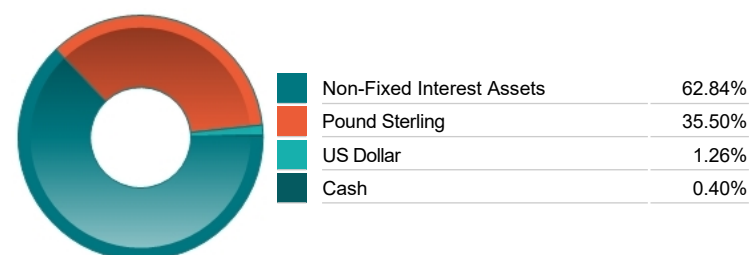
## Regional Allocation



## Top Country Breakdown

United Kingdom	38.58%
United States	18.49%
Non-Classified	23.31%
France	2.75%
Italy	2.59%
Canada	2.04%
Taiwan	1.67%
Other Countries	10.57%

## Fixed Interest Currencies



## Fixed Interest Maturity Profile

< 5Yr Maturity	1.78%
5Yr - 10Yr Maturity	12.23%
10Yr - 15Yr Maturity	6.66%
> 15Yr Maturity	16.09%
Cash And Equivalents	0.40%
Unknown Maturity	0.37%
Other Asset Types	62.48%