

Benchmark

| | |
|--------------------|-------------------|
| Benchmark | MSCI World in GBP |
| Benchmark Category | - |
| IA Sector | Global |

Identification Codes

| | |
|------------|--------------|
| Sedol Code | BKK9YT3 |
| Mex Code | - |
| Isin Code | GB00BKK9YT38 |
| Citi Code | - |

Fund Overview

| | |
|------------------------|------------|
| Mid | - |
| Historic yield | - |
| Fund size (31/12/2023) | £87.96m |
| Number of holdings | 49 |
| Ongoing Charges | 0.83% |
| Launch date | 09/01/1984 |

Fund Charges

| | |
|-----------------|-------|
| Entry Charge | 0.00% |
| Ongoing Charges | 0.83% |

Fund Background

| | |
|---------------------|----------------|
| Valuation frequency | Daily |
| Valuation point | - |
| Fund type | ICVC |
| Launch price | £0.97 |
| Fund currency | Pound Sterling |
| Fund domicile | United Kingdom |
| ISA allowable | Yes |
| SIPP allowable | Yes |

Dealing

| | |
|-------------------------|---------|
| Minimum Investment | - |
| Minimum Top Up | - |
| Minimum Regular Saving | - |
| Settlement Period: Buy | 4 days |
| Settlement Period: Sell | 4 days |
| Pricing Basis | Forward |
| Dealing Decimals | - |

Aims

Capital appreciation; investment in equities on a worldwide basis.

Performance

Group Details

| | |
|-------------------|--------------------------------|
| Group name | GAM |
| Group address | 20 King Street London SW1Y 6QY |
| Group telephone | 020 7493 9990 |
| Dealing telephone | - |
| Email | info@gam.com |
| Homepage | www.gam.com |
| Fax number | 020 7493 0715 |

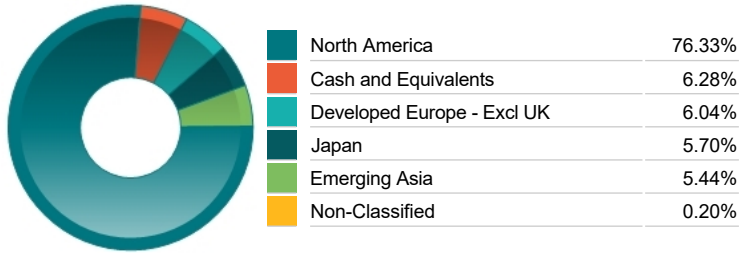
Top 10 Holdings

| Name | % Weight | Sector | Country |
|----------------------------|----------|---------------------------------|---------------|
| 1 MICROSOFT CORPORATION | 8.05% | Software & Computer Services | United States |
| 2 AMAZON.COM | 4.54% | Retailers | United States |
| 3 ALPHABET INC | 3.95% | Software & Computer Services | United States |
| 4 SEAGATE TECHNOLOGY HLDGS | 3.90% | Technology Hardware & Equipment | Ireland |
| 5 SK HYNIX INC | 3.69% | Technology Hardware & Equipment | South Korea |
| 6 UBER TECHNOLOGIES | 3.64% | Consumer Services | United States |
| 7 PTC | 2.96% | Software & Computer Services | United States |
| 8 PAYPAL HOLDINGS | 2.94% | Industrial Support Services | United States |
| 9 NETFLIX | 2.93% | Media | United States |
| 10 INTUITIVE SURGICAL | 2.93% | Medical Equipment & Services | United States |

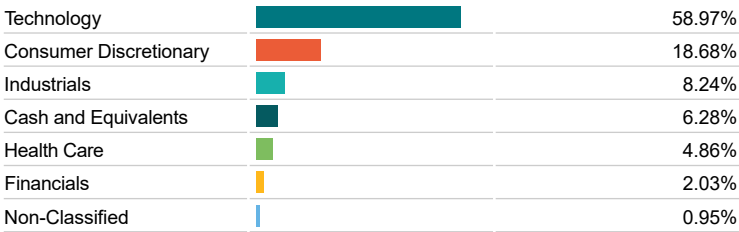
Asset Allocation



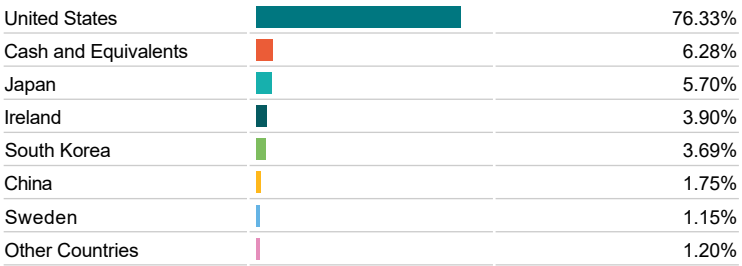
Regional Allocation



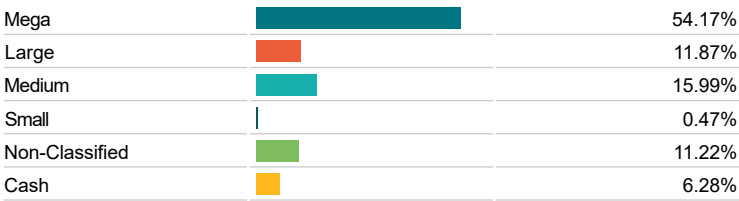
Equity Sector Breakdown



Top Country Breakdown



Breakdown By Market Cap (%)



Fixed Interest Currencies

