

Aims

The fund aims to deliver long term growth through investing in a diversified range of assets both in the UK and globally. At any time, the fund will invest a maximum of 30% of its assets in equities. Investments are managed across asset classes and across world markets with a focus on long run investment potential as forecast on a rolling 10 years basis. The fund may invest in a range of permitted assets which include equities, bonds, property and cash accessed directly or indirectly via appropriate fund vehicles. The fund may include other assets as deemed appropriate by both the manager and current regulations.

Benchmark

Benchmark	Internal composite benchmark, asset allocation set by the M&G Treasury & Investment Office (T&IO).
Sector	ABI Mixed Investment 0-35% Shares

Identification Codes

Sedol Code	BSPBV77
Mex Code	VNAAAB
Isin Code	GB00BSPBV778
Citi Code	M41Q

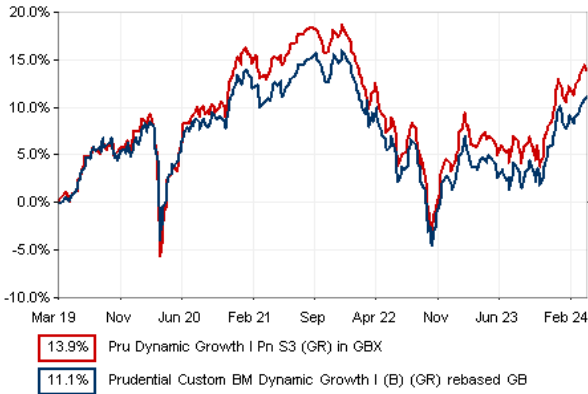
Fund Overview

Daily price (24/04/2024)	140.00
Fund size (31/03/2024)	£28.41m
Number of holdings	11377
Launch date	27/02/2015

Fund Charges

Annual Management Charge (AMC)	Please refer to the "Fund Guide" for your specific pension plan
--------------------------------	---

Performance



Discrete performance - to latest available quarter end

	31/03/19 to 31/03/20	31/03/20 to 31/03/21	31/03/21 to 31/03/22	31/03/22 to 31/03/23	31/03/23 to 31/03/24
Fund	-2.1%	16.3%	-1.6%	-4.5%	6.5%
Benchmark	-0.5%	11.3%	-1.0%	-4.8%	6.5%

Performance - to latest available quarter end

	Quarter 1 2024	3 Years to 31/03/24	5 Years to 31/03/24	10 Years to 31/03/24
Fund	1.3%	0.0%	2.6%	n/a
Benchmark	1.0%	0.1%	2.1%	n/a

Prudential Risk Rating

Lower to Medium Risk

These funds may invest in corporate bonds or multi-asset strategies with a higher weighting in corporate bonds (and other comparable strategies).


These risk ratings have been developed by Prudential to help provide an indication of a fund's potential level of risk and reward based on the type of assets which may be held by the fund. Other companies may use different descriptions and as such these risk ratings should not be considered as generic across the fund management industry.

We regularly review our fund risk ratings, so they may change in the future. If, in our view, there is a material change in the fund's level of risk, for example due to a significant change to the assets held by the fund or in the way the fund is managed, we will provide information on the new risk rating. We recommend that you make sure you understand the risk rating of any fund before you invest.

Fund Managers



BLACKROCK



Name:	M&G	BlackRock	M&G Treasury & Investment Office
Manager for:	9 years, 2 months	9 years, 2 months	9 years, 2 months

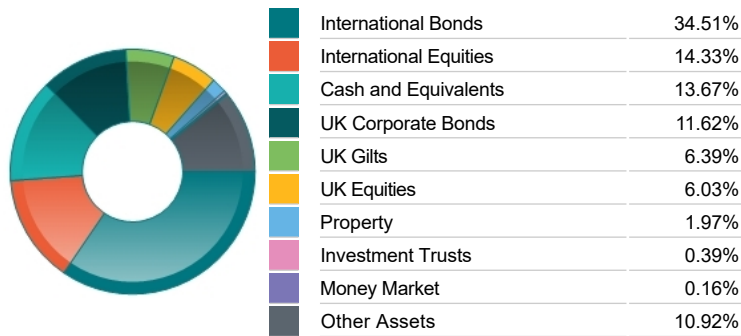
Important Information

- Because of changes in exchange rates the value of your investment, as well as any money you take from it, can go down as well as up.
- Some funds may invest in 'underlying' funds or other investment vehicles. The performance of our fund, compared to what it's invested in won't be exactly the same. That can be due to additional charges, cash management (needed to help people to enter and leave our fund when they want), tax and the timing of investments (this is known as a fund's dealing cycle, it varies between managers and can be several days).
- Source of portfolio data: Broadridge. Source of performance data: FE fundinfo. We can't predict the future. Past performance isn't a guide to future performance. The figures shown are intended only to demonstrate performance history of the fund, after allowing for the impact of fund charges and further costs, but take no account of any Annual Management Charge paid for by the deduction of units. Charges and further costs may vary in the future and may be higher than they are now. Fund performance is based upon the movement of the daily price and is shown as total return in GBP with gross income reinvested. The value of your client's investment can go down as well as up and the amount your client gets back may be less than they put in.
- This factsheet is intended for the advisers of occupational pension schemes using Prudential group pension contracts and Prudential grouped personal pensions and Stakeholder pension contracts. Its purpose is to provide an insight into how investment markets and funds have performed over the period and is provided for information only. You should refer to your client's scheme documentation (e.g. Fund Guide) for fund availability, investment strategy, any scheme information and charges. Every care has been taken in populating this output, however it must be appreciated that neither Broadridge, Prudential nor their sources guarantee the accuracy, adequacy or completeness of this information or make any warranties regarding results from its usage.

Top 10 Fund Holdings

Name	% Weight
1 M&G PP All Stocks Corporate Bond Institutional Acc	27.74%
2 Eastspring US Corporate Bond Class EG (hedged)	12.01%
3 M&G (LUX) FCP Asian Local CCY Bond Class ZI	6.99%
4 BlackRock Aquila UK Equity Index S2 (HP)	6.02%
5 M&G PP High Yield Corporate Bond	4.44%
6 M&G Total Return Credit Investment Class PP GBP	3.98%
7 M&G PP Long Dated Corporate Bond Fund	3.98%
8 M&G European Credit Investment Class E GBP Hedged	3.62%
9 BlackRock Aquila US Equity S2 (HP)	3.22%
10 BlackRock Aquila Pacific Rim Equity S2 (HP)	3.07%

Asset Allocation



Sector Breakdown

Bonds	52.53%
Cash and Equivalents	13.83%
Non-Classified	13.29%
Financials	3.93%
Industrials	2.98%
Consumer Discretionary	2.38%
Technology	2.15%
Other Sectors	8.92%

Breakdown By Market Cap (%)

Mega	12.06%
Large	5.12%
Medium	2.64%
Small	0.47%
Micro	0.07%
Non-Classified	13.27%
Bonds	52.53%
Cash	13.83%

Fixed Interest Quality Profile

AAA	2.90%
AA	10.11%
A	11.74%
BBB	15.89%
Sub-Investment Grade	3.52%
Unknown Quality	8.38%
Cash and Equivalents	13.83%
Other Asset Types	33.64%

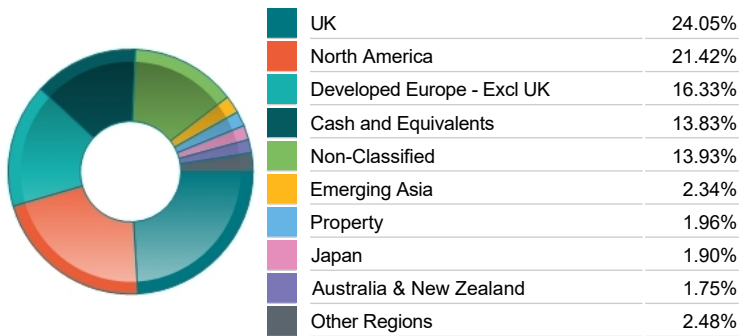
Important Information

- Because of changes in exchange rates the value of your investment, as well as any money you take from it, can go down as well as up.
- The Industry Classification Benchmark is a product of FTSE International Limited and has been licensed for use.
- Prudential is a trading name of Prudential Pensions Limited. Prudential Pensions Limited is registered in England and Wales. Registered office at 10 Fenchurch Avenue, London EC3M 5AG. Registered number 992726. Authorised by the Prudential Regulation Authority and regulated by the Financial Conduct Authority and the Prudential Regulation Authority.

Top 10 Holdings

Name	% Weight
1 USD/GBP GBP	2.79%
2 EUR/GBP GBP	1.18%
3 ¾% Treasury Gilt 2026	1.09%
4 5% Treasury Stock 2025	0.99%
5 ½% Treasury Gilt 2026	0.91%
6 ¾% Treasury Gilt 2044	0.53%
7 1½% Treasury Gilt 2047	0.44%
8 iShares iShares plc European Property Yield UCITS ETF EUR (Dist)	0.44%
9 SHELL	0.44%
10 1¼% Treasury Gilt 2049	0.44%

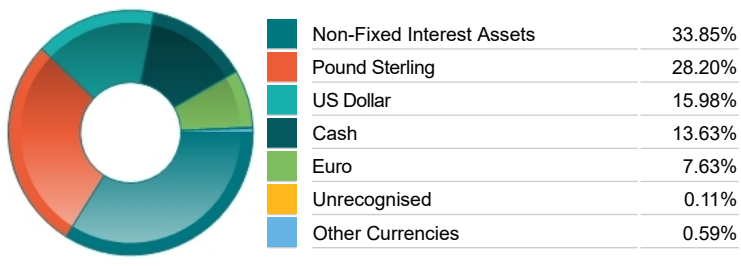
Regional Allocation



Top Country Breakdown

United Kingdom	24.05%
United States	20.39%
Cash and Equivalents	13.83%
Non-Classified	13.93%
France	4.32%
Netherlands	2.61%
Germany	2.35%
Other Countries	18.51%

Fixed Interest Currencies



Fixed Interest Maturity Profile

< 5Yr Maturity	20.95%
5Yr - 10Yr Maturity	14.35%
10Yr - 15Yr Maturity	4.56%
> 15Yr Maturity	12.65%
Cash And Equivalents	13.83%
Unknown Maturity	3.69%
Other Asset Types	29.96%

Commentary

Performance as at Q4 2023 - The PPDG range of funds had a good quarter both in absolute terms and versus the peer group. The range outperformed with robust single digit returns across most asset classes. During the quarter, we also implemented changes to the portfolio with the inclusion of new investments to the portfolio. These included Infrastructure, Private equity, European, Asian property, US and UK sovereign bond investments, which will help diversify the portfolio further. The robust quarterly returns were in the main helped by the increasing speculation that the Federal Reserve had ended its' interest rate hiking cycle as inflation had seemingly peaked. Expectations for interest rate cuts led to both global government and corporate bonds performing well, in particular, UK gilts outperformed both US and German government bonds. However Chinese stock markets continued underperforming due to the underwhelming response by authorities to grapple with the economic slowdown, led by the property downturn. Tactically, performance detracted over the quarter slightly as our overweight to US equities wasn't enough to offset the underperformance of our underweight to fixed income and overweight to China.

Source: M&G

Important Information

- Prudential is a trading name of Prudential Pensions Limited. Prudential Pensions Limited is registered in England and Wales. Registered office at 10 Fenchurch Avenue, London EC3M 5AG. Registered number 992726. Authorised by the Prudential Regulation Authority and regulated by the Financial Conduct Authority and the Prudential Regulation Authority.