

**Benchmark**

Benchmark	IA Flexible Investment Sector
ABI Sector	Flexible Investment

**Identification Codes**

Sedol Code	0662336
Mex Code	SBNMS
Isin Code	IE0006623361
Citi Code	SY58

**Fund Overview**

Bid (08/06/2026)	3.96
Offer (08/06/2026)	4.17
Fund size (30/04/2026)	£67.16m
Underlying Fund size	£1153.47m
Number of holdings	8524
Launch date	06/04/1999

**Fund Charges**

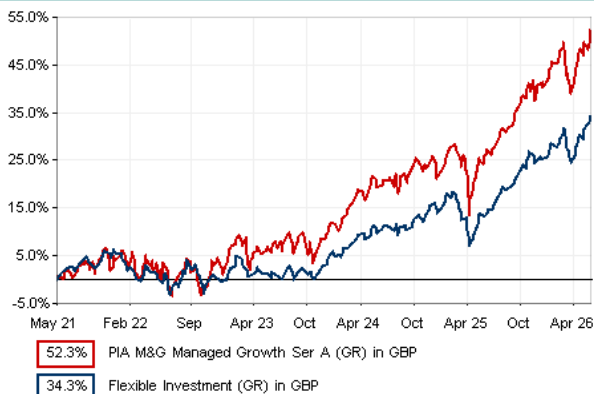
Annual Management Charge (AMC)	1.85%
Further Costs	0.00%
<b>Yearly Total</b>	<b>1.85%</b>

**Aims**

Objective: The investment strategy of the fund is to purchase units in the M&G Managed Growth Fund - the underlying fund.

Underlying Fund Objective: The fund aims to provide a higher total return (the combination of capital growth and income) net of the Ongoing Charge Figure, than the average return of the IA Flexible Investment Sector over any five-year period. It is a multi-asset fund that invests at least 70% of its assets in other collective investment schemes in order to gain exposure to assets from anywhere in the world, including equities, fixed income, convertibles, cash, or near cash. The fund may also invest directly in these assets. In aggregate, the fund will invest at least 70% of its assets in equities, either directly or via collective investment schemes. Derivatives may be used for investment purposes, efficient portfolio management and hedging.

**Performance**




**Discrete performance - to last month end**

	31/05/21 to 31/05/22	31/05/22 to 31/05/23	31/05/23 to 31/05/24	31/05/24 to 31/05/25	31/05/25 to 31/05/26
Fund	3.6%	1.9%	13.2%	5.0%	21.3%
Sector	1.0%	0.1%	8.4%	3.3%	18.6%
Rank	40/133	22/136	16/135	37/136	58/160
Quartile	2	1	1	2	2

**Annualised performance**

	Annualised		
	3 Years to 31/05/26	5 Years to 31/05/26	10 Years to 31/05/26
Fund	13.0%	8.8%	9.7%
Sector	9.9%	6.1%	6.8%
Rank	18/134	18/131	8/98
Quartile	1	1	1

**Fund Managers**



Name: Craig Simpson  
 Manager of the underlying fund for: 3 years, 6 months

**Ratings**

FE Crown



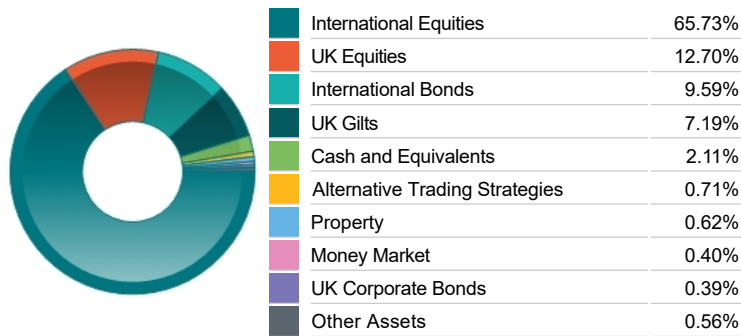
**Important Information**

- Because of changes in exchange rates the value of your investment, as well as any money you take from it, can go down as well as up.
- Some funds may invest in 'underlying' funds or other investment vehicles. The performance of our fund, compared to what it's invested in won't be exactly the same. That can be due to additional charges, cash management (needed to help people to enter and leave our fund when they want), tax and the timing of investments (this is known as a fund's dealing cycle, it varies between managers and can be several days).
- Source of portfolio data: Broadridge. Source of performance data: FE fundinfo. We can't predict the future. Past performance isn't a guide to future performance. The figures shown are intended only to demonstrate performance history of the fund, after allowing for the impact of fund charges and further costs, but take no account of product charges, or any Annual Management Charge paid for by the deduction of units. Charges and further costs may vary in the future and may be higher than they are now. Fund performance is based upon the movement of the daily price and is shown as total return in the fund's currency of denomination with gross income reinvested. The value of your client's investment can go down as well as up and the amount your client gets back may be less than they put in.
- This factsheet is for investment professionals and is for information purposes only. Should you wish to present any of this content to your client, please refer to similar pages on pru.co.uk. You should refer to your client's policy documentation and supporting brochures for fund availability, investment strategy, any product information and charges. Every care has been taken in populating this output, however it must be appreciated that neither Broadridge, Prudential nor their sources guarantee the accuracy, adequacy or completeness of this information or make any warranties regarding results from its usage.

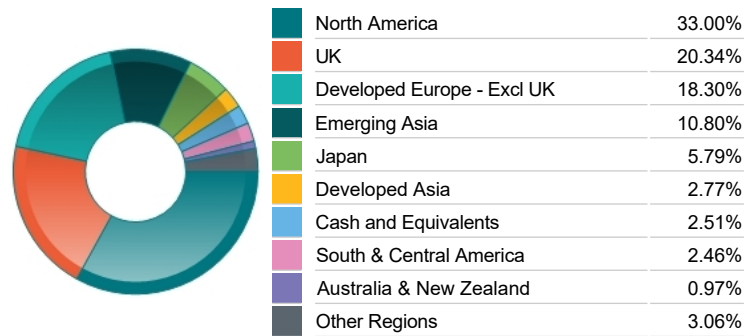
Top 10 Holdings

Name	% Weight	Sector	Country
1 4%% Treasury Gilt 2054	4.52%	Bonds	United Kingdom
2 4%% Treasury Gilt 2031	2.13%	Bonds	United Kingdom
3 TAIWAN SEMICONDUCTOR MANUFACTURING COMPANY LIMITED	1.78%	Technology Hardware & Equipment	Taiwan
4 ALPHABET	1.73%	Software & Computer Services	United States
5 MICROSOFT CORPORATION	1.49%	Software & Computer Services	United States
6 TREASURY BILL 0% 16/07/2026	1.26%	Bonds	United States
7 TREASURY BILL 0% 04/06/2026	1.02%	Bonds	United States
8 SCHNEIDER ELECTRIC SE	1.00%	Electronic & Electrical Equipment	France
9 SAMSUNG ELECTRONICS CO. LTD	0.86%	Telecommunications Equipment	South Korea
10 TREASURY BILL 0% 11/06/2026	0.84%	Bonds	United States

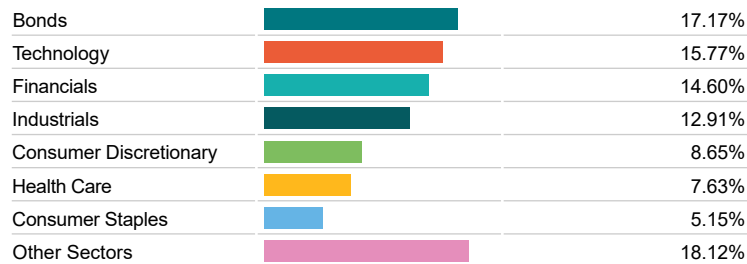
Asset Allocation



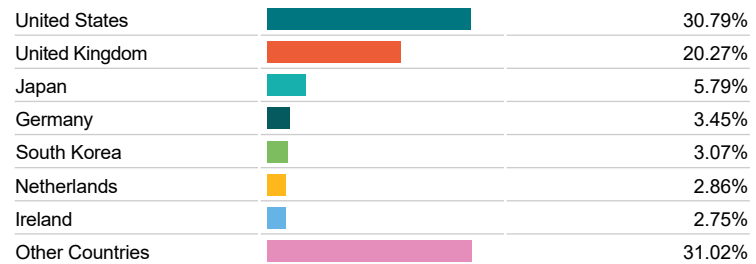
Regional Allocation



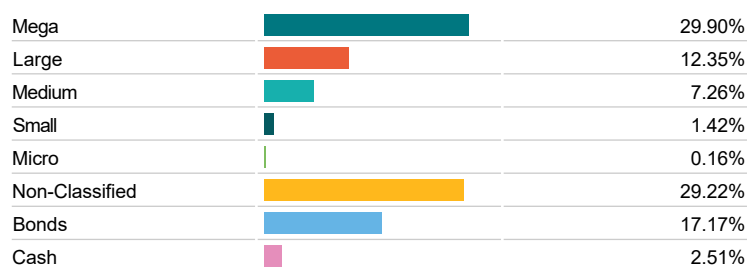
Equity Sector Breakdown




Top Country Breakdown



Breakdown By Market Cap (%)



Fixed Interest Currencies



Important Information

- Because of changes in exchange rates the value of your investment, as well as any money you take from it, can go down as well as up.
- The Industry Classification Benchmark is a product of FTSE International Limited and has been licensed for use.
- The registered office of Prudential International is in Ireland at Fitzwilliam Court, Leeson CI, Dublin 2, D02 TC95. Prudential International is a marketing name of Prudential International Assurance plc, a life assurance company operating from Ireland. Registration No. 209956. Prudential International Assurance plc is authorised and regulated by the Central Bank of Ireland and in the context of its UK regulated activities only, is authorised by the Prudential Regulation Authority and subject to regulation by the Financial Conduct Authority and limited regulation by the Prudential Regulation Authority. Details about the extent of our regulation by the Prudential Regulation Authority are available from us on request. Prudential International is part of the same corporate group as The Prudential Assurance Company Limited. Both The Prudential Assurance Company Limited and Prudential International are direct and indirect subsidiaries respectively of M&G plc, a company incorporated in the United Kingdom. The Prudential Assurance Company Limited is not affiliated in any manner with Prudential Financial, Inc, a company whose principal place of business is in the United States of America or Prudential plc, an international group incorporated in the United Kingdom.

**Commentary**

Not currently available.