

Benchmark

Benchmark	Russell/Nomura Mid-Small Cap Index
Benchmark Category	Target
IA Sector	Japanese Smaller Companies

Identification Codes

Sedol Code	B7FGLY2
Mex Code	-
Isin Code	GB00B7FGLY29
Citi Code	0ZEY

Fund Overview

Mid (17/05/2024)	4561.63p
Historic yield	1.26%
Fund size (31/03/2024)	231.38¥m
Number of holdings	57
Ongoing Charges	0.70%
Launch date	15/05/1984

Fund Charges

Entry Charge	0.00%
Ongoing Charges	0.70%

Fund Background

Valuation frequency	Daily
Valuation point	12:00
Fund type	OEIC
Launch price	0.50¥
Fund currency	Pound Sterling
Fund domicile	United Kingdom
ISA allowable	Yes
SIPP allowable	Yes

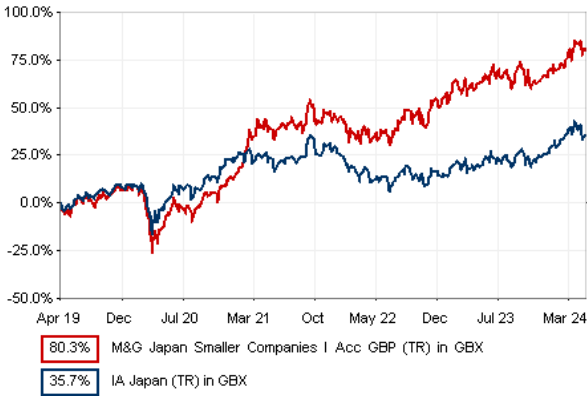
Dealing

Minimum Investment	-
Minimum Top Up	-
Minimum Regular Saving	-
Settlement Period: Buy	3 days
Settlement Period: Sell	3 days
Pricing Basis	Forward
Dealing Decimals	3

Aims

The Fund aims to provide a higher total return (the combination of capital growth and income), net of the Ongoing Charge Figure, than that of the Russell/Nomura Mid-Small Cap Index over any five-year period.

Performance




Discrete performance - to last month end

	30/04/19 to 30/04/20	30/04/20 to 30/04/21	30/04/21 to 30/04/22	30/04/22 to 30/04/23	30/04/23 to 30/04/24
Fund	-7.9%	49.7%	-1.9%	19.4%	11.6%
Sector	-0.1%	21.5%	-6.8%	4.8%	14.4%
Rank	81/93	2/93	23/98	2/101	75/102
Quartile	4	1	1	1	3

Annualised performance

	3 Years to 30/04/24	5 Years to 30/04/24	10 Years to 30/04/24
Fund	9.4%	12.5%	13.2%
Sector	3.8%	6.3%	9.4%
Rank	19/98	8/93	1/68
Quartile	1	1	1

Fund Managers



Name: Carl Vine  
Manager for: 4 years, 7 months

Ratings

FE Crown



Group Details

Group name	M&G Investments
Group address	10 Fenchurch Avenue London EC3M 5AG United Kingdom
Group telephone	0800 390 390
Dealing telephone	0800 328 3196
Email	info@mandg.co.uk
Homepage	www.mandg.co.uk
Fax number	-

Important Information

- Source of portfolio data: Broadridge. Source of performance data: FE fundinfo. We can't predict the future. Past performance isn't a guide to future performance. The figures shown are intended only to demonstrate performance history of the fund, after allowing for the impact of ongoing charges, but take no account of product charges. Ongoing charges may vary in the future and may be higher than they are now. Fund performance is based upon the movement of the daily price and is shown as total return in GBP with income reinvested. The value of your client's investment can go down as well as up and the amount your client gets back may be less than they put in.
- This factsheet is for investment professionals and is for information purposes only. Should you wish to present any of this content to your client, please refer to similar pages on pru.co.uk. You should refer to your client's policy documentation and supporting brochures for fund availability, investment strategy, any product information and charges. Every care has been taken in populating this output, however it must be appreciated that neither Broadridge, Prudential nor their sources guarantee the accuracy, adequacy or completeness of this information or make any warranties regarding results from its usage.


Top 10 Holdings

Name	% Weight	Sector	Country
1 MITSUBISHI ESTATE CO.	3.62%	Real Estate Investment & Services	Japan
2 TRIAL HOLDINGS INC	3.44%	Non-Classified	Japan
3 TOYOTA INDUSTRIES CORP	2.92%	Automobiles & Parts	Japan
4 ICHIGO GROUP HOLDINGS CO LTD	2.83%	Real Estate Investment & Services	Japan
5 ORIX CORPORATION	2.61%	Investment Banking & Brokerage Services	Japan
6 ROHM CO.	2.52%	Technology Hardware & Equipment	Japan
7 HITACHI ZOSEN CORP	2.48%	Industrial Engineering	Japan
8 SUMITOMO BAKELITE COMPANY LIMITED	2.43%	General Industrials	Japan
9 NITERRA CO LTD	2.40%	Automobiles & Parts	Japan
10 USHIO INC	2.38%	Electronic & Electrical Equipment	Japan

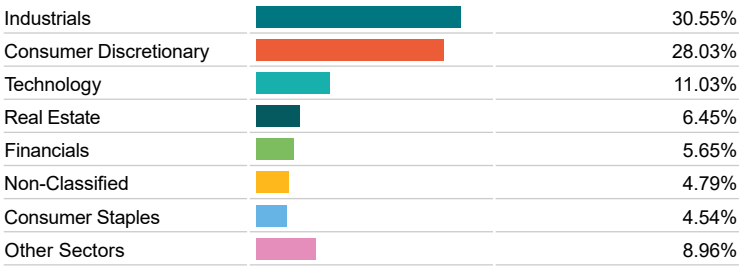
Asset Allocation



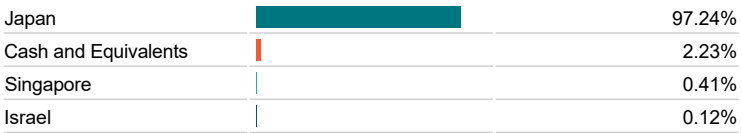
Regional Allocation



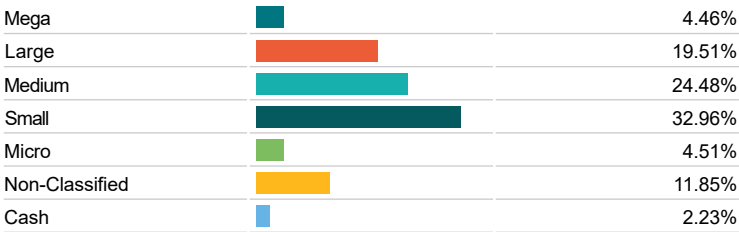
Equity Sector Breakdown



Top Country Breakdown



Breakdown By Market Cap (%)



Important Information

• The Industry Classification Benchmark is a product of FTSE International Limited and has been licensed for use. "Prudential" is a trading name of The Prudential Assurance Company Limited, which is registered in England and Wales. Registered office at 10 Fenchurch Avenue, London EC3M 5AG. Registered number 15454. Authorised by the Prudential Regulation Authority and regulated by the Financial Conduct Authority and the Prudential Regulation Authority.