

Aims

Objective: The investment strategy of the fund is to purchase units in the BlackRock Aquila Life Corporate Bond Index Fund All Stocks - the underlying fund.

Underlying Fund Objective: The fund invests in investment grade corporate bonds denominated in sterling and aims to achieve a return consistent with the iBoxx £ Non-Gilts Index. This index covers the broad spectrum of investment grade corporate bonds in issue.

Benchmark

Benchmark iBoxx Sterling Non-Gilts Index
 ABI Sector Sterling Corporate Bond

Identification Codes

Sedol Code B08ZTP4
 Mex Code PURAF
 Isin Code GB00B08ZTP47
 Citi Code UO36

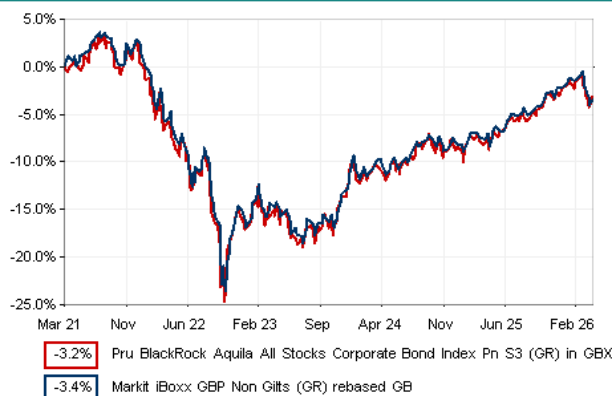
Fund Overview

Daily price (09/06/2026) 217.90
 Fund size (30/04/2026) £5.13m
 Underlying Fund size £374.06m
 Number of holdings 2449
 Launch date 15/07/2005

Fund Charges

Annual Management Charge (AMC) Please refer to the "Fund Guide" for your specific pension plan

Performance



Discrete performance - to latest available quarter end

	31/03/21 to 31/03/22	31/03/22 to 31/03/23	31/03/23 to 31/03/24	31/03/24 to 31/03/25	31/03/25 to 31/03/26
Fund	-5.5%	-10.1%	5.4%	3.1%	4.8%
Benchmark	-5.2%	-10.2%	6.1%	2.4%	4.4%

Performance - to latest available quarter end

	Quarter		Annualised		
	1 to 2026	3 Years to 31/03/26	5 Years to 31/03/26	10 Years to 31/03/26	
Fund	-1.1%	4.5%	-0.6%	1.9%	
Benchmark	-1.6%	4.3%	-0.7%	1.9%	

Prudential Risk Rating

Lower to Medium Risk

These funds may invest in corporate bonds or multi-asset strategies with a higher weighting in corporate bonds (and other comparable strategies).

These risk ratings have been developed by Prudential to help provide an indication of a fund's potential level of risk and reward based on the type of assets which may be held by the fund. Other companies may use different descriptions and as such these risk ratings should not be considered as generic across the fund management industry.

We regularly review our fund risk ratings, so they may change in the future. If, in our view, there is a material change in the fund's level of risk, for example due to a significant change to the assets held by the fund or in the way the fund is managed, we will provide information on the new risk rating. We recommend that you make sure you understand the risk rating of any fund before you invest.

Fund Managers



Name: BlackRock Team Managed
 Manager of the underlying fund for: 26 years, 3 months

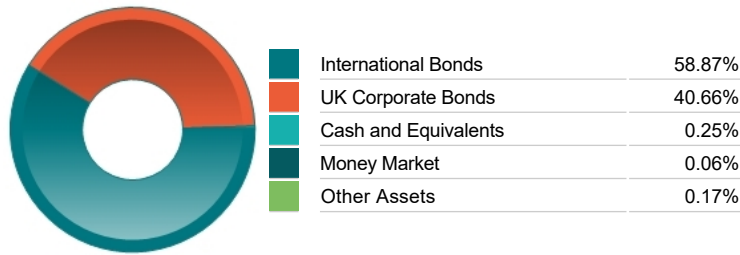
Important Information

- Because of changes in exchange rates the value of your investment, as well as any money you take from it, can go down as well as up.
- Some funds may invest in 'underlying' funds or other investment vehicles. The performance of our fund, compared to what it's invested in won't be exactly the same. That can be due to additional charges, cash management (needed to help people to enter and leave our fund when they want), tax and the timing of investments (this is known as a fund's dealing cycle, it varies between managers and can be several days).
- Source of portfolio data: Broadridge. Source of performance data: FE fundinfo. We can't predict the future. Past performance isn't a guide to future performance. The figures shown are intended only to demonstrate performance history of the fund, after allowing for the impact of fund charges and further costs, but take no account of any Annual Management Charge paid for by the deduction of units. Charges and further costs may vary in the future and may be higher than they are now. Fund performance is based upon the movement of the daily price and is shown as total return in GBP with gross income reinvested. The value of your client's investment can go down as well as up and the amount your client gets back may be less than they put in.
- This factsheet is intended for the advisers of occupational pension schemes using Prudential group pension contracts and Prudential grouped personal pensions and Stakeholder pension contracts. Its purpose is to provide an insight into how investment markets and funds have performed over the period and is provided for information only. You should refer to your client's scheme documentation (e.g. Fund Guide) for fund availability, investment strategy, any scheme information and charges. Every care has been taken in populating this output, however it must be appreciated that neither Broadridge, Prudential nor their sources guarantee the accuracy, adequacy or completeness of this information or make any warranties regarding results from its usage.

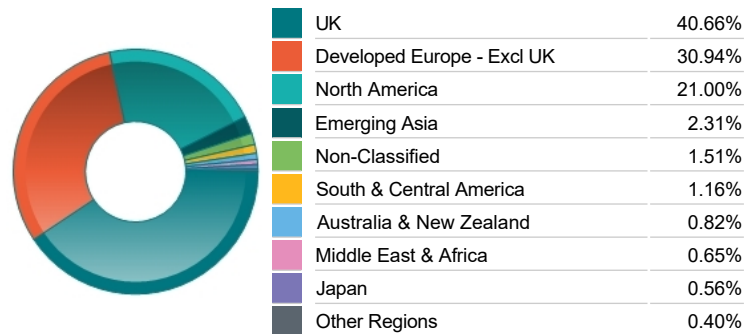
Top 10 Holdings

Name	% Weight	Sector	Country
1 KFW BANKENGRUPPE MTN 6 12/07/2028	0.53%	Bonds	Germany
2 EUROPEAN INVESTMENT BANK 5.625 06/07/2032	0.49%	Bonds	Luxembourg
3 KFW MTN RegS 4.875 10/10/2028	0.49%	Bonds	Germany
4 KFW MTN RegS 3.75 01/09/2029	0.40%	Bonds	Germany
5 KFW MTN RegS 4.375 01/31/2028	0.39%	Bonds	Germany
6 European Investment Bank 6% 2028	0.38%	Bonds	Luxembourg
7 ITALY (REPUBLIC OF) MTN RegS 6 08/04/2028	0.38%	Bonds	Italy
8 INTERNATIONAL BANK FOR RECONSTRUCT 3.875 10/02/2028	0.35%	Bonds	United States
9 INTERNATIONAL BANK FOR RECONSTRUCT 1 12/21/2029	0.33%	Bonds	United States
10 LLOYDS TSB BANK PLC RegS 6 02/08/2029	0.32%	Bonds	United Kingdom

Asset Allocation



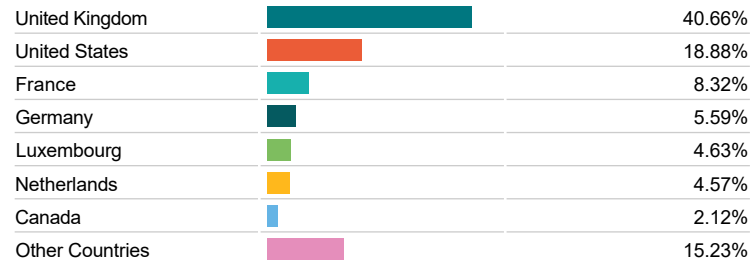
Regional Allocation



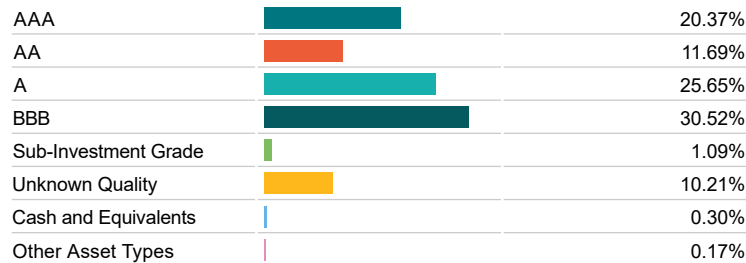
Bond Sector Breakdown



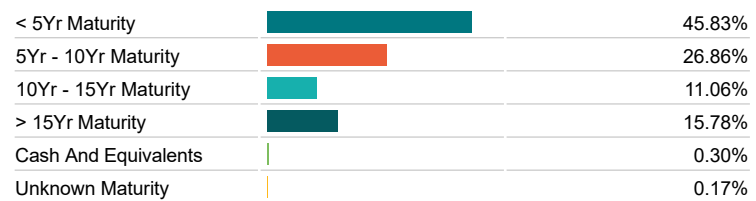
Top Country Breakdown



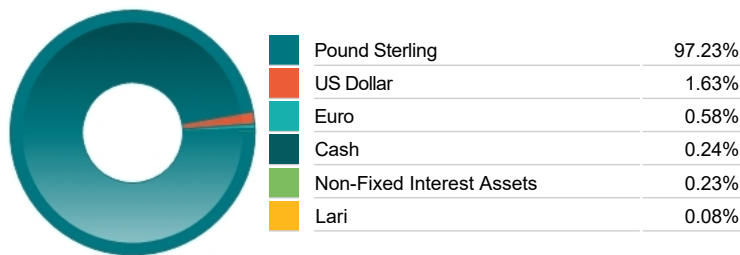
Fixed Interest Quality Profile



Fixed Interest Maturity Profile



Fixed Interest Currencies



Important Information

- Because of changes in exchange rates the value of your investment, as well as any money you take from it, can go down as well as up.
- The Industry Classification Benchmark is a product of FTSE International Limited and has been licensed for use.
- 'Prudential' is a trading name of Prudential Pensions Limited. Prudential Pensions Limited is registered in England and Wales. Registered office at 10 Fenchurch Avenue, London EC3M 5AG. Registered number 992726. Authorised by the Prudential Regulation Authority and regulated by the Financial Conduct Authority and the Prudential Regulation Authority.

Commentary

Performance as at Q1 2026 - Over the month, the escalation of the conflict in the Middle East dominated global markets, driving a sharp repricing across rates, credit and commodities. Rate cuts were quickly erased across the markets. In the US, the Federal Reserve (Fed) held rates steady at 3.50-3.75%, revising its 2026 inflation forecast higher, while the dot plot continued to signal one further cut this year. Across Europe, European Central Bank (ECB) and Bank of England (BoE) also held interest rates unchanged in response to the geopolitical shock. In the UK, the market rapidly moved from pricing two rate cuts by the year end, driving significant bear flattening across the gilt curve. Treasury yields edged higher across the curve, two-year gilt yields have leapt almost a full percentage point to 4.41%, 10-year yields rose roughly 50 bps, ending the month at 4.92%, and 30-year yields increased around 45 bps. UK Consumer Price Index (CPI) for February, released during the month, held steady at 3.0% but was widely regarded as the last benign reading before the energy shock feeds through. German two-year bund yields have also climbed 53 bps to 2.62%. That's led to a flatter yield curve as the gap between two- and 10-year yields has narrowed. The gap between short- and long-term bond yields was widening before the conflict broke out, resulting in what was a steeper yield curve. Growing expectations for central bank rate hikes this year has unwound much of that steepening. During the month oil prices surged, with Brent crude rising to \$116 per barrel, approximately 60% higher than pre-conflict level on 27 February.

Source: BlackRock

Important Information

- Prudential' is a trading name of Prudential Pensions Limited. Prudential Pensions Limited is registered in England and Wales. Registered office at 10 Fenchurch Avenue, London EC3M 5AG. Registered number 992726. Authorised by the Prudential Regulation Authority and regulated by the Financial Conduct Authority and the Prudential Regulation Authority.