

Benchmark

Benchmark	Numis Smaller Companies ex Investment Trust Index
Benchmark Category	-
IA Sector	UK Smaller Companies

Identification Codes

Sedol Code	B7FFF70
Mex Code	TVMAAQ
Isin Code	GB00B7FFF708
Citi Code	G25X

Fund Overview

Mid (10/05/2024)	298.60p
Historic yield	1.53%
Fund size (29/02/2024)	£153.59m
Number of holdings	46
Ongoing Charges	0.82%
Launch date	31/05/2012

Fund Charges

Entry Charge	0.00%
Ongoing Charges	0.82%

Fund Background

Valuation frequency	Daily
Valuation point	14:00
Fund type	OEIC
Launch price	£1.00
Fund currency	Pound Sterling
Fund domicile	United Kingdom
ISA allowable	Yes
SIPP allowable	Yes

Dealing

Minimum Investment	£1000000
Minimum Top Up	£250
Minimum Regular Saving	-
Settlement Period: Buy	3 days
Settlement Period: Sell	3 days
Pricing Basis	Forward
Dealing Decimals	3

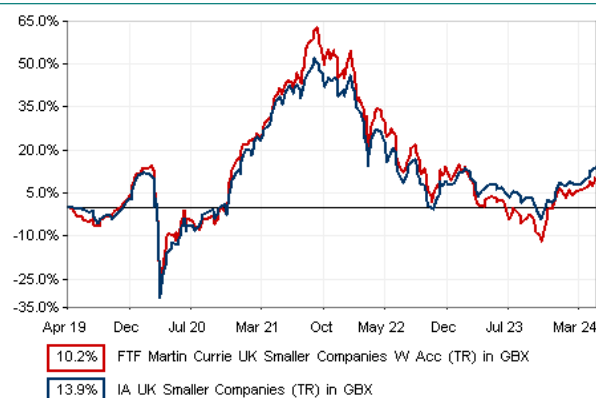
Distribution Dates

Ex dividend date(s)	Income payment date(s)
30 September	30 November

Aims

Aims to achieve capital growth exceeding that of the Hoare Govett Smaller Companies Index over the medium to long term.

Performance



Discrete performance - to last month end

	30/04/19 to 30/04/20	30/04/20 to 30/04/21	30/04/21 to 30/04/22	30/04/22 to 30/04/23	30/04/23 to 30/04/24
Fund	-8.0%	52.1%	-6.8%	-20.6%	6.5%
Sector	-11.4%	55.3%	-9.9%	-13.3%	6.1%
Rank	18/46	27/46	15/47	44/48	24/48
Quartile	2	3	2	4	2

Annualised performance

	3 Years to 30/04/24	5 Years to 30/04/24	10 Years to 30/04/24
Fund	-7.6%	2.0%	5.6%
Sector	-6.1%	2.6%	5.6%
Rank	30/47	27/46	25/41
Quartile	3	3	3

Fund Managers



Name:	Mark Hall	Paul Spencer	Richard Bullas
Manager for:	10 years, 8 months	11 years, 10 months	11 years, 10 months

Ratings

FE Crown



Group Details

Group name	Franklin Templeton Funds
Group address	The Adelphi 1 - 11 John Adam Street London WC2N 6HT
Group telephone	0800 305 306
Dealing telephone	-
Email	enquiries@franklintempleton.co.uk
Homepage	www.franklintempleton.co.uk
Fax number	-


Important Information

- Source of portfolio data: Broadridge. Source of performance data: FE fundinfo. We can't predict the future. Past performance isn't a guide to future performance. The figures shown are intended only to demonstrate performance history of the fund, after allowing for the impact of ongoing charges, but take no account of product charges. Ongoing charges may vary in the future and may be higher than they are now. Fund performance is based upon the movement of the daily price and is shown as total return in GBP with income reinvested. The value of your client's investment can go down as well as up and the amount your client gets back may be less than they put in.
- This factsheet is for investment professionals and is for information purposes only. Should you wish to present any of this content to your client, please refer to similar pages on pru.co.uk. You should refer to your client's policy documentation and supporting brochures for fund availability, investment strategy, any product information and charges. Every care has been taken in populating this output, however it must be appreciated that neither Broadridge, Prudential nor their sources guarantee the accuracy, adequacy or completeness of this information or make any warranties regarding results from its usage.

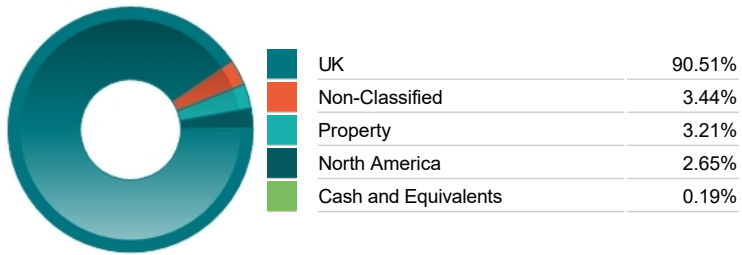
Top 10 Holdings

Name	% Weight	Sector	Country
1 ALPHA GROUP INTERNATIONAL LTD	5.15%	Investment Banking & Brokerage Services	United Kingdom
2 JET2	4.31%	Travel & Leisure	United Kingdom
3 CHEMRING GROUP	3.84%	Aerospace & Defence	United Kingdom
4 M J GLEESON	3.75%	Household Goods & Home Construction	United Kingdom
5 BODYCOTE	3.72%	Industrial Engineering	United Kingdom
6 RESTORE	3.29%	Industrial Support Services	United Kingdom
7 POLAR CAPITAL HOLDINGS PLC.	3.22%	Investment Banking & Brokerage Services	United Kingdom
8 Urban Logistics REIT Urban Logistics REIT Ord GBP0.01	3.21%	Real Estate Investment Trusts	Direct Property and REITs
9 AUCTION TECHNOLOGY GROUP	2.95%	Software & Computer Services	United Kingdom
10 DISCOVERIE GROUP	2.93%	Electronic & Electrical Equipment	United Kingdom

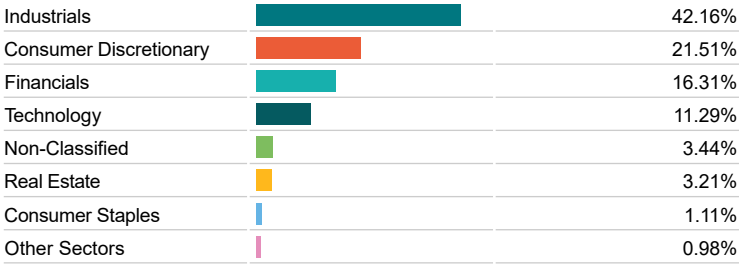
Asset Allocation




Regional Allocation



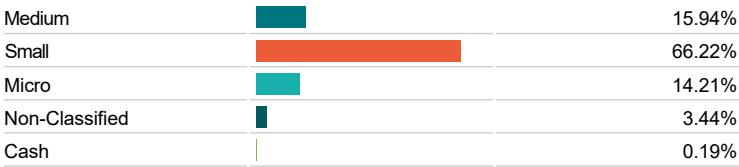
Equity Sector Breakdown



Top Country Breakdown



Breakdown By Market Cap (%)



Important Information

• The Industry Classification Benchmark is a product of FTSE International Limited and has been licensed for use. "Prudential" is a trading name of The Prudential Assurance Company Limited, which is registered in England and Wales. Registered office at 10 Fenchurch Avenue, London EC3M 5AG. Registered number 15454. Authorised by the Prudential Regulation Authority and regulated by the Financial Conduct Authority and the Prudential Regulation Authority.

Commentary

[No data]

Important Information

- "Prudential" is a trading name of The Prudential Assurance Company Limited, which is registered in England and Wales. Registered office at 10 Fenchurch Avenue, London EC3M 5AG. Registered number 15454. Authorised by the Prudential Regulation Authority and regulated by the Financial Conduct Authority and the Prudential Regulation Authority.