

Benchmark

|                    |   |
|--------------------|---|
| Benchmark          | Numis Smaller Companies ex Investment Trust Index |
| Benchmark Category | -   |
| IA Sector          | UK Smaller Companies                              |

Identification Codes

|            |              |
|------------|--------------|
| Sedol Code | BYVDZV1      |
| Mex Code   | FLXXJ        |
| Isin Code  | GB00BYVDZV14 |
| Citi Code  | MR5T         |

Fund Overview

|                        |            |
|------------------------|------------|
| Mid (17/05/2024)       | 138.90p    |
| Historic yield         | 1.54%      |
| Fund size (29/02/2024) | £153.59m   |
| Number of holdings     | 46         |
| Ongoing Charges        | 0.82%      |
| Launch date            | 04/09/2015 |

Fund Charges

|                 |       |
|-----------------|-------|
| Entry Charge    | 0.00% |
| Ongoing Charges | 0.82% |

Fund Background

|                     |                |
|---------------------|----------------|
| Valuation frequency | Daily          |
| Valuation point     | 14:00          |
| Fund type           | OEIC           |
| Launch price        | £1.00          |
| Fund currency       | Pound Sterling |
| Fund domicile       | United Kingdom |
| ISA allowable       | Yes            |
| SIPP allowable      | Yes            |

Dealing

|                         |          |
|-------------------------|----------|
| Minimum Investment      | £1000000 |
| Minimum Top Up          | £250     |
| Minimum Regular Saving  | -        |
| Settlement Period: Buy  | 3 days   |
| Settlement Period: Sell | 3 days   |
| Pricing Basis           | Forward  |
| Dealing Decimals        | 3        |

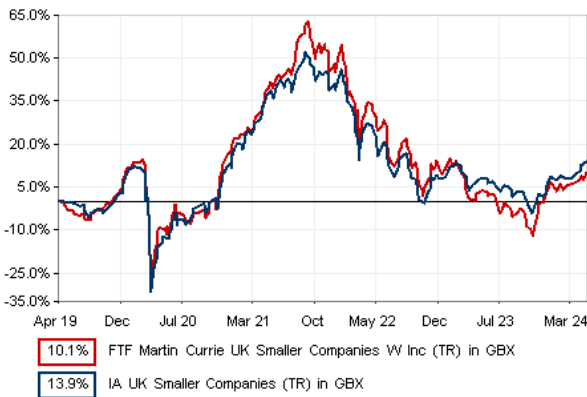
Distribution Dates

| Ex dividend date(s) | Income payment date(s) |
|---------------------|------------------------|
| 30 September        | 30 November            |

Aims

Aims to achieve capital growth exceeding that of the Hoare Govett Smaller Companies Index over the medium to long term.

Performance



Discrete performance - to last month end

|          | 30/04/19 to 30/04/20 | 30/04/20 to 30/04/21 | 30/04/21 to 30/04/22 | 30/04/22 to 30/04/23 | 30/04/23 to 30/04/24 |
|----------|----------------------|----------------------|----------------------|----------------------|----------------------|
| Fund     | -8.0%                | 52.1%                | -6.8%                | -20.6%               | 6.5%                 |
| Sector   | -11.4%               | 55.3%                | -9.9%                | -13.3%               | 6.1%                 |
| Rank     | 17/45                | 26/45                | 15/46                | 43/47                | 24/47                |
| Quartile | 2                    | 3                    | 2                    | 4                    | 2                    |

Annualised performance

|          | 3 Years to 30/04/24 | 5 Years to 30/04/24 | 10 Years to 30/04/24 |
|----------|---------------------|---------------------|----------------------|
| Fund     | -7.6%               | 2.0%                | 5.5%                 |
| Sector   | -6.1%               | 2.6%                | 5.6%                 |
| Rank     | 30/46               | 26/45               | 25/40                |
| Quartile | 3                   | 3                   | 3                    |

Fund Managers



|              |                    |                     |                     |
|--------------|--------------------|---------------------|---------------------|
| Name:        | Mark Hall          | Paul Spencer        | Richard Bullas      |
| Manager for: | 10 years, 8 months | 11 years, 10 months | 11 years, 10 months |

Ratings

FE Crown



Group Details

|                   |   |
|-------------------|---|
| Group name        | Franklin Templeton Funds                            |
| Group address     | The Adelphi 1 - 11 John Adam Street London WC2N 6HT |
| Group telephone   | 0800 305 306  |
| Dealing telephone | -   |
| Email             | enquiries@franklintempleton.co.uk                   |
| Homepage          | www.franklintempleton.co.uk                         |
| Fax number        | -   |


Important Information

- Source of portfolio data: Broadridge. Source of performance data: FE fundinfo. We can't predict the future. Past performance isn't a guide to future performance. The figures shown are intended only to demonstrate performance history of the fund, after allowing for the impact of ongoing charges, but take no account of product charges. Ongoing charges may vary in the future and may be higher than they are now. Fund performance is based upon the movement of the daily price and is shown as total return in GBP with income reinvested. The value of your client's investment can go down as well as up and the amount your client gets back may be less than they put in.
- This factsheet is for investment professionals and is for information purposes only. Should you wish to present any of this content to your client, please refer to similar pages on pru.co.uk. You should refer to your client's policy documentation and supporting brochures for fund availability, investment strategy, any product information and charges. Every care has been taken in populating this output, however it must be appreciated that neither Broadridge, Prudential nor their sources guarantee the accuracy, adequacy or completeness of this information or make any warranties regarding results from its usage.

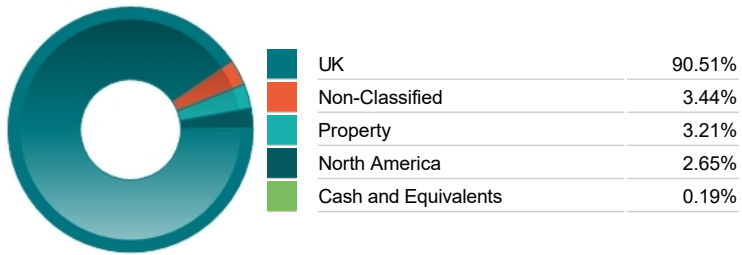
Top 10 Holdings

| Name  | % Weight | Sector                                  | Country                   |
|---|----------|---|---------------------------|
| 1 ALPHA GROUP INTERNATIONAL LTD                         | 5.15%    | Investment Banking & Brokerage Services | United Kingdom            |
| 2 JET2  | 4.31%    | Travel & Leisure                        | United Kingdom            |
| 3 CHEMRING GROUP  | 3.84%    | Aerospace & Defence                     | United Kingdom            |
| 4 M J GLEESON   | 3.75%    | Household Goods & Home Construction     | United Kingdom            |
| 5 BODYCOTE  | 3.72%    | Industrial Engineering                  | United Kingdom            |
| 6 RESTORE   | 3.29%    | Industrial Support Services             | United Kingdom            |
| 7 POLAR CAPITAL HOLDINGS PLC.                           | 3.22%    | Investment Banking & Brokerage Services | United Kingdom            |
| 8 Urban Logistics REIT Urban Logistics REIT Ord GBP0.01 | 3.21%    | Real Estate Investment Trusts           | Direct Property and REITs |
| 9 AUCTION TECHNOLOGY GROUP                              | 2.95%    | Software & Computer Services            | United Kingdom            |
| 10 DISCOVERIE GROUP                                     | 2.93%    | Electronic & Electrical Equipment       | United Kingdom            |

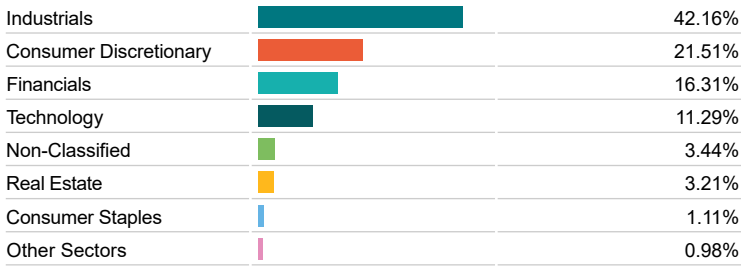
Asset Allocation




Regional Allocation



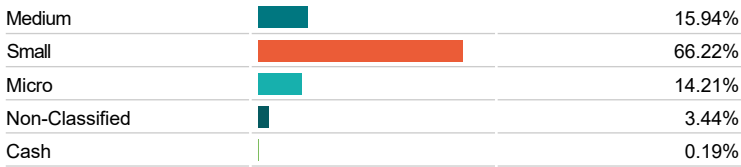
Equity Sector Breakdown



Top Country Breakdown



Breakdown By Market Cap (%)



Important Information

• The Industry Classification Benchmark is a product of FTSE International Limited and has been licensed for use. "Prudential" is a trading name of The Prudential Assurance Company Limited, which is registered in England and Wales. Registered office at 10 Fenchurch Avenue, London EC3M 5AG. Registered number 15454. Authorised by the Prudential Regulation Authority and regulated by the Financial Conduct Authority and the Prudential Regulation Authority.

Commentary

[No data]

Important Information

- "Prudential" is a trading name of The Prudential Assurance Company Limited, which is registered in England and Wales. Registered office at 10 Fenchurch Avenue, London EC3M 5AG. Registered number 15454. Authorised by the Prudential Regulation Authority and regulated by the Financial Conduct Authority and the Prudential Regulation Authority.