

**Benchmark**

Benchmark	7 day sterling LIBID
ABI Sector	Deposit & Treasury

**Identification Codes**

Sedol Code	3164851
Mex Code	VNC4
Isin Code	GB0031648511
Citi Code	QX56

**Fund Overview**

Bid (19/01/2021)	100.50
Offer (19/01/2021)	105.80
Fund size (31/12/2020)	£35.14m
Number of holdings	5
Launch date	17/05/2002

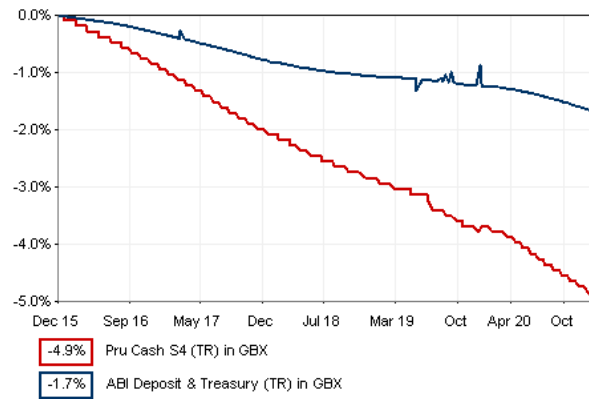
**Fund Charges**

Annual Management Charge (AMC)	1.25%
Further Costs	0.00%
<b>Yearly Total</b>	<b>1.25%</b>

**Aims**

Objective: The fund aims to provide a return consistent with investing in unsecured interest bearing deposits and/or reverse repurchase agreements and/or short-term UK Government bonds.

**Performance**



**Discrete performance - to last month end**

	31/12/15 to 31/12/16	31/12/16 to 31/12/17	31/12/17 to 31/12/18	31/12/18 to 31/12/19	31/12/19 to 31/12/20
Fund	-0.9%	-1.1%	-0.8%	-0.9%	-1.2%
Sector	-0.3%	-0.5%	-0.3%	-0.2%	-0.4%
Rank	24/24	24/24	24/24	25/25	25/25
Quartile	4	4	4	4	4

**Annualised performance**

	Annualised		
	3 Years to 31/12/20	5 Years to 31/12/20	10 Years to 31/12/20
Fund	-0.9%	-1.0%	-0.9%
Sector	-0.3%	-0.3%	-0.3%
Rank	24/24	24/24	22/22
Quartile	4	4	4

**Fund Managers**



Name: M&G Cash and Currency

**Ratings**

FE Crown




**Important Information**

- Because of changes in exchange rates the value of your investment, as well as any money you take from it, can go down as well as up.
- If you take more money from the plan than the amount your investment has grown by, the value of your investment will be less than you've put in.
- Some funds may invest in 'underlying' funds or other investment vehicles. The performance of our fund, compared to what it's invested in won't be exactly the same. That can be due to additional charges, cash management (needed to help people to enter and leave our fund when they want), tax and the timing of investments (this is known as a fund's dealing cycle, it varies between managers and can be several days).
- Source of portfolio data: Broadridge. Source of performance data: FE fundinfo. We can't predict the future. Past performance isn't a guide to future performance. The figures shown are intended only to demonstrate performance history of the fund, after allowing for the impact of fund charges and further costs, but take no account of product charges, or any Annual Management Charge paid for by the deduction of units. Charges and further costs may vary in the future and may be higher than they are now. Fund performance is based upon the movement of the daily price and is shown as total return in GBP with net income reinvested. The value of your client's investment can go down as well as up and the amount your client gets back may be less than they put in.
- This factsheet is for investment professionals and is for information purposes only. Should you wish to present any of this content to your client, please refer to similar pages on pru.co.uk. You should refer to your client's policy documentation and supporting brochures for fund availability, investment strategy, any product information and charges. Every care has been taken in populating this output, however it must be appreciated that neither Broadridge, Prudential nor their sources guarantee the accuracy, adequacy or completeness of this information or make any warranties regarding results from its usage.


**Holdings**

Name	% Weight	Sector	Country
1 M+G INVESTMENT MANAGEMENT LTD	34.13%	Cash and Equivalents	Cash and Equivalents
2 M+G INVESTMENT MANAGEMENT LTD	22.22%	Cash and Equivalents	Cash and Equivalents
3 M+G INVESTMENT MANAGEMENT LTD	22.22%	Cash and Equivalents	Cash and Equivalents
4 LIFE TREASURY POOL INTEREST	20.72%	Non-Classified	Non-Classified
5 Cash	0.70%	Cash and Equivalents	Cash and Equivalents

**Asset Allocation**



**Regional Allocation**



**Equity Sector Breakdown**



**Top Country Breakdown**



**Important Information**

- Because of changes in exchange rates the value of your investment, as well as any money you take from it, can go down as well as up. If you take more money from the plan than the amount your investment has grown by, the value of your investment will be less than you've put in.
- The Industry Classification Benchmark is a product of FTSE International Limited and has been licensed for use.
- "Prudential" is a trading name of The Prudential Assurance Company Limited, which is registered in England and Wales. Registered office at 10 Fenchurch Avenue, London EC3M 5AG. Registered number 15454. Authorised by the Prudential Regulation Authority and regulated by the Financial Conduct Authority and the Prudential Regulation Authority.