

Benchmark

Benchmark	FTSE All-Share (net)
Sector	ABI UK All Companies

Identification Codes

Sedol Code	B3BW1F7
Mex Code	PUBLRU
Isin Code	GB00B3BW1F77
Citi Code	D9X0

Fund Overview

Bid (07/07/2020)	218.20
Offer (07/07/2020)	229.70
Fund size (30/04/2020)	£2.04m
Underlying Fund size	£496.65m
Number of holdings	54
Launch date	20/10/2008

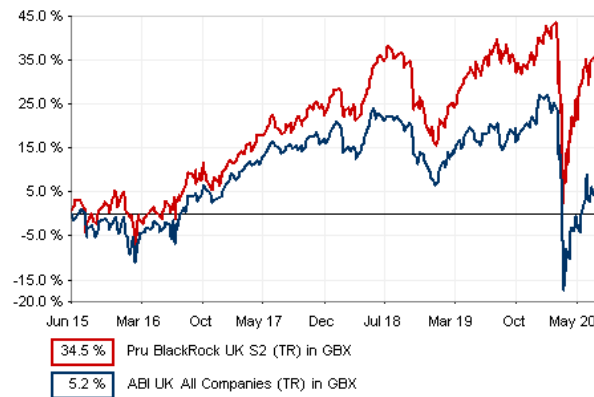
Fund Charges

Annual Management Charge (AMC)	1.45%
Further Costs	0.22%
Yearly Total	1.67%

Aims

Objective: The investment strategy of the fund is to purchase units in the BlackRock UK Fund - the underlying fund.
 Underlying Fund Objective: The fund aims to provide a return on your investment (generated through an increase in the value of the assets held by the Fund) (gross of fees) over the long term (5 or more consecutive years beginning at the point of investment) by investing in the shares of larger companies incorporated or listed in the UK.

Performance



Discrete performance - to last month end

	30/06/15 to 30/06/16	30/06/16 to 30/06/17	30/06/17 to 30/06/18	30/06/18 to 30/06/19	30/06/19 to 30/06/20
Fund	-0.2%	18.9%	14.6%	-1.1%	-0.6%
Sector	-4.3%	19.2%	6.7%	-2.8%	-11.8%
Rank	88/498	275/506	12/512	240/513	30/517
Quartile	1	3	1	2	1

Annualised performance

	Annualised		
	3 Years to 30/06/20	5 Years to 30/06/20	10 Years to 30/06/20
Fund	4.1%	6.0%	6.9%
Sector	-2.9%	0.9%	5.6%
Rank	19/512	27/498	145/454
Quartile	1	1	2

Fund Managers



Name: Nicholas Little
 Manager of the underlying fund for: 8 years, 10 months

Ratings

FE Crown




Important Information

- Some funds may invest in 'underlying' funds or other investment vehicles. The performance of our fund, compared to what it's invested in won't be exactly the same. That can be due to additional charges, cash management (needed to help people to enter and leave our fund when they want), tax and the timing of investments (this is known as a fund's dealing cycle, it varies between managers and can be several days).
- Source of portfolio data: FundsLibrary. Source of performance data: Financial Express (FE). We can't predict the future. Past performance isn't a guide to future performance. The figures shown are intended only to demonstrate performance history of the fund, after allowing for the impact of fund charges and further costs, but take no account of product charges, or any Annual Management Charge paid for by the deduction of units. Charges and further costs may vary in the future and may be higher than they are now. Fund performance is based upon the movement of the daily price and is shown as total return in GBP with net income reinvested. The value of your client's investment can go down as well as up and the amount your client gets back may be less than they put in.
- This factsheet is for investment professionals and is for information purposes only. Should you wish to present any of this content to your client, please refer to similar pages on pru.co.uk. You should refer to your client's policy documentation and supporting brochures for fund availability, investment strategy, any product information and charges. Every care has been taken in populating this output, however it must be appreciated that neither FundsLibrary, Prudential nor their sources guarantee the accuracy, adequacy or completeness of this information or make any warranties regarding results from its usage.


Top 10 Holdings

Name	% Weight	Sector	Country
1 ASTRAZENECA	5.90%	Pharmaceuticals & Biotechnology	United Kingdom
2 RIO TINTO	5.79%	Industrial Metals & Mining	United Kingdom
3 RELX	5.48%	Media	United Kingdom
4 RECKITT BENCKISER GROUP	4.53%	Personal Care, Drug & Grocery Stores	United Kingdom
5 SMITH & NEPHEW	4.51%	Medical Equipment & Services	United Kingdom
6 HARGREAVES LANSDOWN	4.44%	Investment Banking & Brokerage Services	United Kingdom
7 LONDON STOCK EXCHANGE GROUP	4.08%	Investment Banking & Brokerage Services	United Kingdom
8 BRITISH AMERICAN TOBACCO	3.73%	Tobacco	United Kingdom
9 RIGHTMOVE	3.47%	Software & Computer Services	United Kingdom
10 NEXT	3.07%	Retailers	United Kingdom

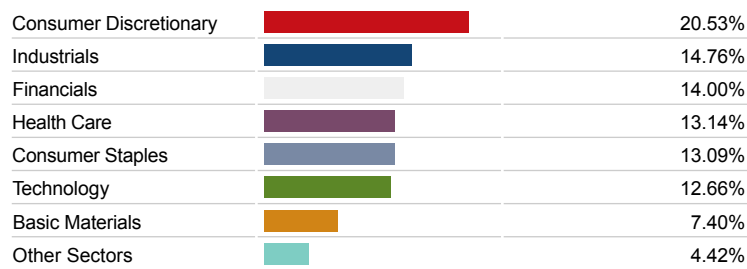
Asset Allocation



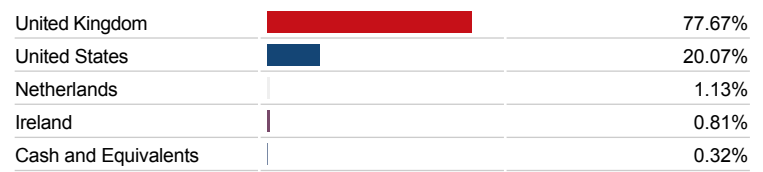
Regional Allocation



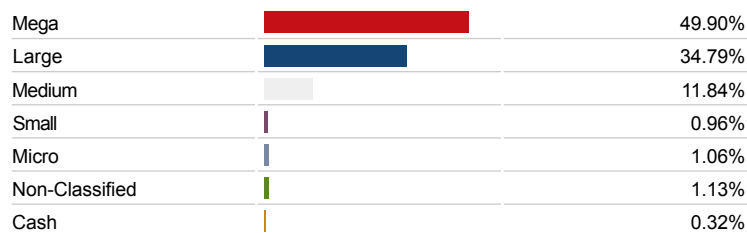
Equity Sector Breakdown




Top Country Breakdown



Breakdown By Market Cap (%)



Fixed Interest Currencies



Important Information

- The Industry Classification Benchmark is a product of FTSE International Limited and has been licensed for use.
- "Prudential" is a trading name of The Prudential Assurance Company Limited, which is registered in England and Wales. Registered office at 10 Fenchurch Avenue, London EC3M 5AG. Registered number 15454. Authorised by the Prudential Regulation Authority and regulated by the Financial Conduct Authority and the Prudential Regulation Authority.