

Benchmark

Benchmark	FTSE All Share (TR)
Sector	ABI UK All Companies

Identification Codes

Sedol Code	B10SRJ8
Mex Code	PUDJT
Isin Code	GB00B10SRJ83
Citi Code	EP82

Fund Overview

Bid (19/11/2021)	249.10
Offer (19/11/2021)	262.30
Fund size (31/10/2021)	£3.48m
Underlying Fund size	£588.49m
Number of holdings	55
Launch date	19/06/2006

Fund Charges

Annual Management Charge (AMC)	1.70%
Further Costs	0.00%
Yearly Total	1.70%

Aims

Objective: The investment strategy of the fund is to purchase units in the Axa Framlington UK Select Opportunities Fund - the underlying fund.

Underlying Fund Objective: The fund aims to achieve capital growth by investing in companies, primarily of UK origin where the manager believes above average returns can be realised.

Performance

No data available! Please enter a valid code!

Fund Managers



Name: Chris St-John  
Manager of the underlying fund for: 5 years, 4 months

Ratings

FE Crown	
----------	---


Important Information

- Some funds may invest in ‘underlying’ funds or other investment vehicles. The performance of our fund, compared to what it’s invested in won’t be exactly the same. That can be due to additional charges, cash management (needed to help people to enter and leave our fund when they want), tax and the timing of investments (this is known as a fund’s dealing cycle, it varies between managers and can be several days).
- Source of portfolio data: Broadridge. Source of performance data: FE fundinfo. We can’t predict the future. Past performance isn’t a guide to future performance. The figures shown are intended only to demonstrate performance history of the fund, after allowing for the impact of fund charges and further costs, but take no account of product charges, or any Annual Management Charge paid for by the deduction of units. Charges and further costs may vary in the future and may be higher than they are now. Fund performance is based upon the movement of the daily price and is shown as total return in GBP with gross income reinvested. The value of your client’s investment can go down as well as up and the amount your client gets back may be less than they put in.
- This factsheet is for investment professionals and is for information purposes only. Should you wish to present any of this content to your client, please refer to similar pages on pru.co.uk. You should refer to your client’s policy documentation and supporting brochures for fund availability, investment strategy, any product information and charges. Every care has been taken in populating this output, however it must be appreciated that neither Broadridge, Prudential nor their sources guarantee the accuracy, adequacy or completeness of this information or make any warranties regarding results from its usage.

Top 10 Holdings

Name	% Weight	Sector	Country
1 ASTRAZENECA	4.60%	Pharmaceuticals & Biotechnology	United Kingdom
2 GSK	4.08%	Pharmaceuticals & Biotechnology	United Kingdom
3 SHELL	3.91%	Non-Renewable Energy	United Kingdom
4 BP	3.59%	Non-Renewable Energy	United Kingdom
5 LONDON STOCK EXCHANGE GROUP	3.58%	Finance & Credit Services	United Kingdom
6 EXPERIAN	3.26%	Industrial Support Services	United Kingdom
7 LLOYDS BANKING GROUP	3.08%	Banks	United Kingdom
8 ASHTEAD GROUP	2.71%	Industrial Transportation	United Kingdom
9 LEGAL & GENERAL GROUP	2.49%	Life Insurance	United Kingdom
10 WEIR GROUP PLC (THE)	2.46%	Industrial Engineering	United Kingdom

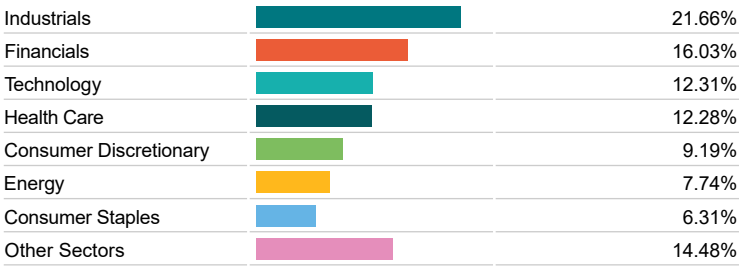
Asset Allocation



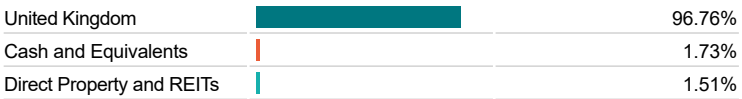
Regional Allocation



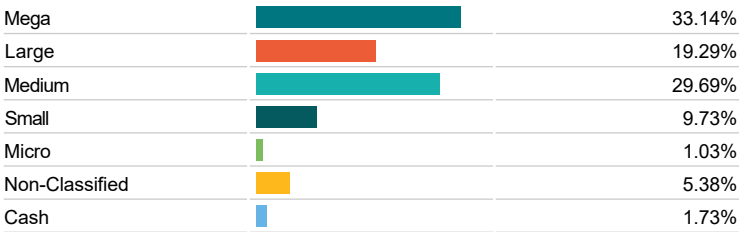
Equity Sector Breakdown



Top Country Breakdown



Breakdown By Market Cap (%)



Fixed Interest Currencies



Important Information

- The Industry Classification Benchmark is a product of FTSE International Limited and has been licensed for use.
- "Prudential" is a trading name of The Prudential Assurance Company Limited, which is registered in England and Wales. Registered office at 10 Fenchurch Avenue, London EC3M 5AG. Registered number 15454. Authorised by the Prudential Regulation Authority and regulated by the Financial Conduct Authority and the Prudential Regulation Authority.