

Benchmark

Benchmark	FTSE Actuaries UK Index-linked Gilts All Stocks Index
Benchmark Category	Target
IA Sector	UK Index Linked Gilts

Identification Codes

Sedol Code	B6SYH93
Mex Code	-
Isin Code	GB00B6SYH932
Citi Code	OZEM

Fund Overview

Mid (16/05/2024)	1231.64p
Distribution yield	0.31%
Underlying yield	0.31%
Fund size (31/03/2024)	£95.35m
Number of holdings	68
Ongoing Charges	0.25%
Launch date	04/10/1999

Fund Charges

Entry Charge	0.00%
Ongoing Charges	0.25%

Fund Background

Valuation frequency	Daily
Valuation point	12:00
Fund type	OEIC
Launch price	£0.50
Fund currency	Pound Sterling
Fund domicile	United Kingdom
ISA allowable	Yes
SIPP allowable	Yes

Dealing

Minimum Investment	-
Minimum Top Up	-
Minimum Regular Saving	-
Settlement Period: Buy	3 days
Settlement Period: Sell	3 days
Pricing Basis	Forward
Dealing Decimals	3

Aims

The Fund aims to provide a higher total return (the combination of capital growth and income), net of the Ongoing Charge Figure, than that of the FTSE UK Index-linked Gilts All Stocks Index over any five-year period.

Performance



Discrete performance - to last month end

	30/04/19 to 30/04/20	30/04/20 to 30/04/21	30/04/21 to 30/04/22	30/04/22 to 30/04/23	30/04/23 to 30/04/24
Fund	8.0%	-1.7%	0.0%	-25.2%	-4.0%
Sector	9.5%	-2.0%	-2.4%	-26.5%	-5.3%
Rank	13/13	5/13	1/13	5/13	2/13
Quartile	4	2	1	2	1

Annualised performance

	Annualised		
	3 Years to 30/04/24	5 Years to 30/04/24	10 Years to 30/04/24
Fund	-10.5%	-5.3%	1.2%
Sector	-12.1%	-6.1%	0.8%
Rank	2/13	3/13	3/12
Quartile	1	1	1

Fund Managers



Name: Miles Tym
Manager for: 3 years, 6 months

Ratings

FE Crown



Group Details

Group name	M&G Investments
Group address	10 Fenchurch Avenue London EC3M 5AG United Kingdom
Group telephone	0800 390 390
Dealing telephone	0800 328 3196
Email	info@mandg.co.uk
Homepage	www.mandg.co.uk
Fax number	-

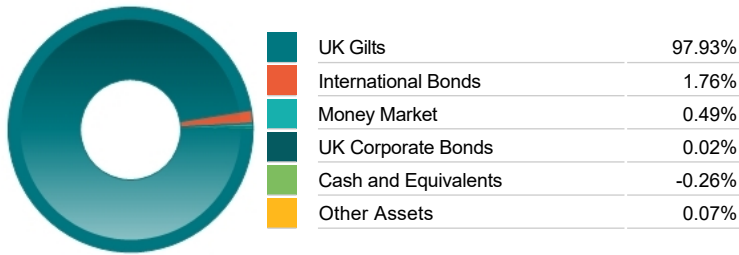
Important Information

- Source of portfolio data: Broadridge. Source of performance data: FE fundinfo. We can't predict the future. Past performance isn't a guide to future performance. The figures shown are intended only to demonstrate performance history of the fund, after allowing for the impact of ongoing charges, but take no account of product charges. Ongoing charges may vary in the future and may be higher than they are now. Fund performance is based upon the movement of the daily price and is shown as total return in GBP with income reinvested. The value of your investment can go down as well as up so you might get back less than you put in. This factsheet is for information purposes only. If there is information or terminology included that you would like to discuss, then please contact an adviser. Investors should refer to their policy documentation and supporting brochures for fund availability, investment strategy, any product information and charges. Every care has been taken in populating this output, however it must be appreciated that neither Broadridge, Prudential nor their sources guarantee the accuracy, adequacy or completeness of this information or make any warranties regarding results from its usage.


Top 10 Holdings

Name	% Weight	Sector	Country
1 1⅞% Index-linked Treasury Gilt 2046	18.31%	Bonds	United Kingdom
2 1⅞% Index-linked Treasury Gilt 2039	16.08%	Bonds	United Kingdom
3 1⅞% Index-linked Treasury Gilt 2028	13.99%	Bonds	United Kingdom
4 1¼% Index-linked Treasury Gilt 2027	13.75%	Bonds	United Kingdom
5 1⅞% Index-linked Treasury Gilt 2044	9.81%	Bonds	United Kingdom
6 1⅞% Index-linked Treasury Gilt 2068	6.99%	Bonds	United Kingdom
7 7%% Index-linked Treasury Gilt 2045	6.19%	Bonds	United Kingdom
8 1¼% Index-linked Treasury Gilt 2052	3.84%	Bonds	United Kingdom
9 2½% Index-linked Treasury Stock 2024	3.54%	Bonds	United Kingdom
10 4½% Treasury Gilt 2028	2.72%	Bonds	United Kingdom

Asset Allocation



Regional Allocation



Bond Sector Breakdown

Bonds	99.71%
Cash and Equivalents	0.23%
Non-Classified	0.07%

Top Country Breakdown

United Kingdom	97.95%
Non-Classified	1.81%
Cash and Equivalents	0.23%
France	0.01%

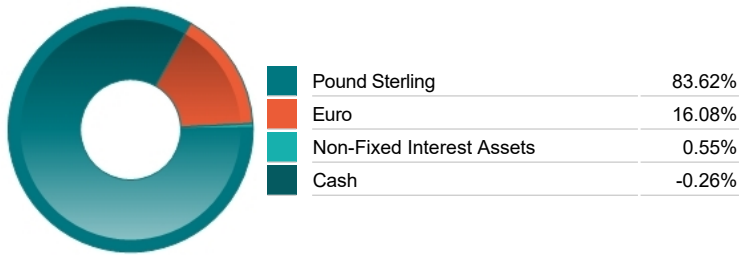
Fixed Interest Quality Profile

AA	99.68%
Unknown Quality	0.03%
Cash and Equivalents	0.23%
Other Asset Types	0.07%

Fixed Interest Maturity Profile

< 5Yr Maturity	35.77%
5Yr - 10Yr Maturity	0.49%
10Yr - 15Yr Maturity	16.08%
> 15Yr Maturity	47.36%
Cash And Equivalents	0.23%
Unknown Maturity	0.07%

Fixed Interest Currencies



Important Information

• The Industry Classification Benchmark is a product of FTSE International Limited and has been licensed for use. "Prudential" is a trading name of The Prudential Assurance Company Limited, which is registered in England and Wales. Registered office at 10 Fenchurch Avenue, London EC3M 5AG. Registered number 15454. Authorised by the Prudential Regulation Authority and regulated by the Financial Conduct Authority and the Prudential Regulation Authority.