

Benchmark

Benchmark	IA Global Mixed Bond Sector
Sector	ABI Global Fixed Interest

Identification Codes

Sedol Code	B3BW3L7
Mex Code	PUIVSO
Isin Code	GB00B3BW3L77
Citi Code	D9N0

Fund Overview

Bid (19/08/2022)	158.10
Offer (19/08/2022)	166.40
Fund size (31/12/2023)	£0.01m
Underlying Fund size	£158.78m
Number of holdings	163
Launch date	20/10/2008

Fund Charges

Annual Management Charge (AMC)	1.55%
Further Costs	0.00%
Yearly Total	1.55%

Aims

Objective: The investment strategy of the fund is to purchase units in the Invesco Global Bond Fund (UK) - the underlying fund.

Underlying Fund Objective: The fund aims to achieve income and capital growth over the medium to long term (3 to 5 years plus). The fund invests at least 80% of its assets in debt securities (including investment grade, non-investment grade and unrated) issued by governments, supranational bodies, other public entities as well as by companies, globally. The fund will take active currency positions globally.

Performance

No data available! Please enter a valid code!

Fund Managers



Name: Stuart Edwards  
Manager of the underlying fund for: 14 years, 1 months

Ratings

FE Crown



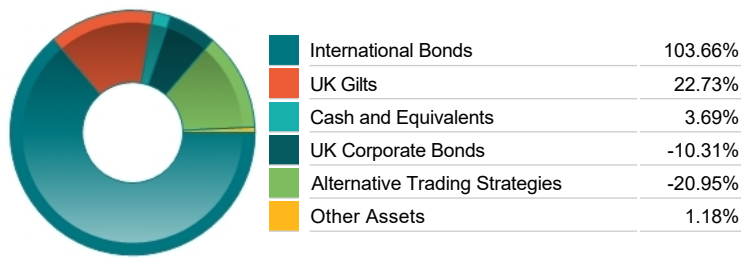
Important Information

- Because of changes in exchange rates the value of your investment, as well as any money you take from it, can go down as well as up.
- Some funds may invest in ‘underlying’ funds or other investment vehicles. The performance of our fund, compared to what it’s invested in won’t be exactly the same. That can be due to additional charges, cash management (needed to help people to enter and leave our fund when they want), tax and the timing of investments (this is known as a fund’s dealing cycle, it varies between managers and can be several days).
- Source of portfolio data: Broadridge. Source of performance data: FE fundinfo. We can’t predict the future. Past performance isn’t a guide to future performance. The figures shown are intended only to demonstrate performance history of the fund, after allowing for the impact of fund charges and further costs, but take no account of product charges, or any Annual Management Charge paid for by the deduction of units. Charges and further costs may vary in the future and may be higher than they are now. Fund performance is based upon the movement of the daily price and is shown as total return in GBP with gross income reinvested. The value of your investment can go down as well as up so you might get back less than you put in.
- This factsheet is for information purposes only. If there is information or terminology included that you would like to discuss, then please contact an adviser. Investors should refer to their policy documentation and supporting brochures for fund availability, investment strategy, any product information and charges. Every care has been taken in populating this output, however it must be appreciated that neither Broadridge, Prudential nor their sources guarantee the accuracy, adequacy or completeness of this information or make any warranties regarding results from its usage.

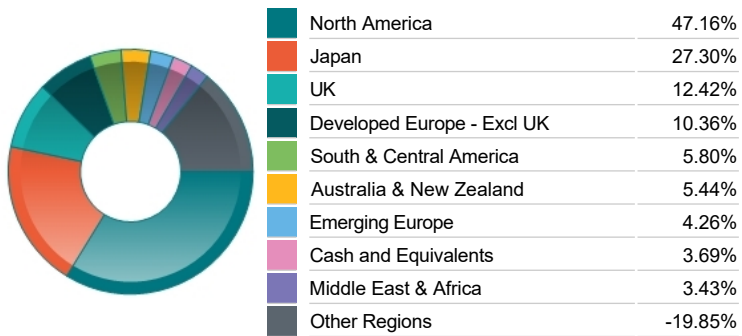
Top 10 Holdings

Name	% Weight	Sector	Country
1 3¼% Treasury Gilt 2033	5.40%	Bonds	United Kingdom
2 ¼% Treasury Gilt 2025	4.83%	Bonds	United Kingdom
3 AUSTRALIA(CMNWLTH) 1.750 NOV 21 32	3.55%	Bonds	Australia
4 ½% Treasury Gilt 2061	3.02%	Bonds	United Kingdom
5 MEXICO(UTD MEX ST) 7.750 MAY 29 31	2.94%	Bonds	Mexico
6 1½% Treasury Gilt 2028	2.75%	Bonds	United Kingdom
7 UNITED STATES TREAS 3.375 MAY 15 33	2.12%	Bonds	United States
8 UNITED STATES TREAS 1.250 APR 15 28	2.11%	Bonds	United States
9 SPAIN(KINGDOM OF) 3.900 JUL 30 39 114	2.04%	Bonds	Spain
10 SPAIN(KINGDOM OF) 0.000 JAN 31 27	1.99%	Bonds	Spain


Asset Allocation



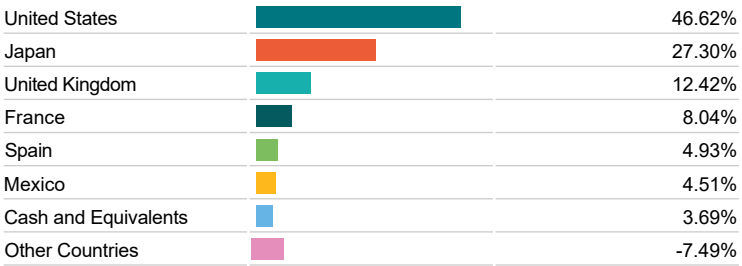
Regional Allocation



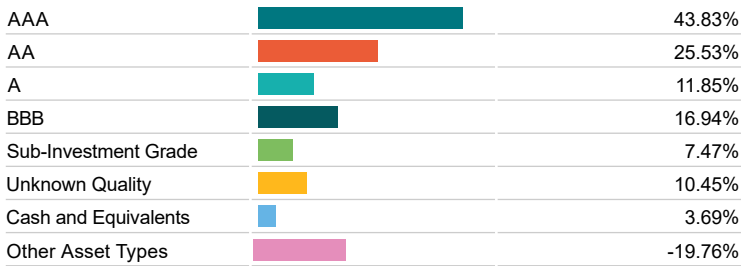
Bond Sector Breakdown



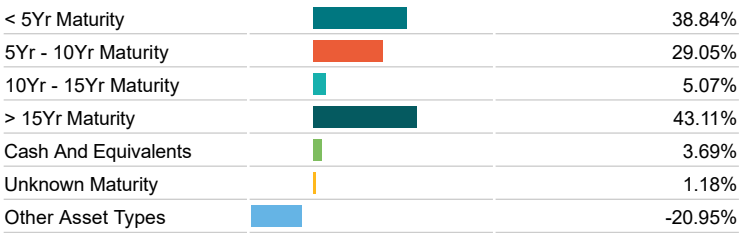
Top Country Breakdown



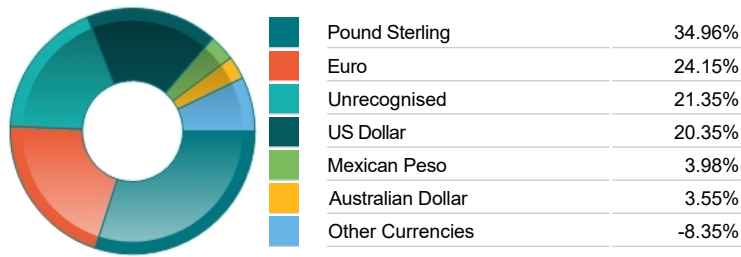
Fixed Interest Quality Profile



Fixed Interest Maturity Profile



Fixed Interest Currencies



Important Information

- Because of changes in exchange rates the value of your investment, as well as any money you take from it, can go down as well as up.
- The Industry Classification Benchmark is a product of FTSE International Limited and has been licensed for use.
- "Prudential" is a trading name of The Prudential Assurance Company Limited, which is registered in England and Wales. Registered office at 10 Fenchurch Avenue, London EC3M 5AG. Registered number 15454. Authorised by the Prudential Regulation Authority and regulated by the Financial Conduct Authority and the Prudential Regulation Authority.