

Benchmark

Benchmark	None
Benchmark Category	-
IA Sector	Volatility Managed

Identification Codes

Sedol Code	BK5Z9G8
Mex Code	BMAAFX
Isin Code	GB00BK5Z9G83
Citi Code	QLEH

Fund Overview

Mid (03/05/2024)	75.76p
Historic yield	2.40%
Fund size (30/04/2022)	£68.22m
Number of holdings	3647
Ongoing Charges	0.29%
Launch date	07/10/2019

Fund Charges

Entry Charge	0.00%
Ongoing Charges	0.29%

Fund Background

Valuation frequency	Daily
Valuation point	12:00
Fund type	OEIC
Launch price	£0.50
Fund currency	Pound Sterling
Fund domicile	United Kingdom
ISA allowable	Yes
SIPP allowable	Yes

Dealing

Minimum Investment	-
Minimum Top Up	-
Minimum Regular Saving	-
Settlement Period: Buy	4 days
Settlement Period: Sell	4 days
Pricing Basis	Forward
Dealing Decimals	2

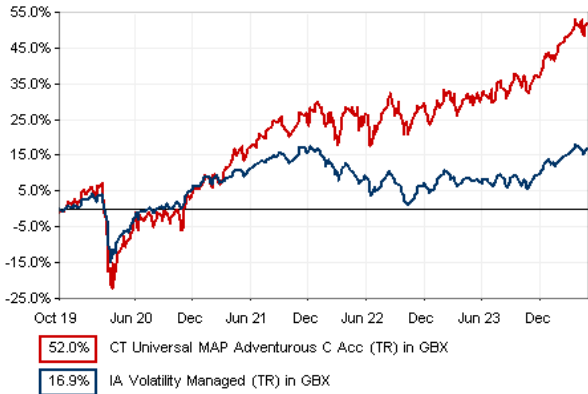
Distribution Dates

Ex dividend date(s)	Income payment date(s)
01 January	28 February

Aims

The Fund seeks to provide growth, combining capital and income, over the long term (at least 5 years) consistent with a adventurous volatility level over the same period.

Performance



Discrete performance - to last month end

	30/04/19 to 30/04/20	30/04/20 to 30/04/21	30/04/21 to 30/04/22	30/04/22 to 30/04/23	30/04/23 to 30/04/24
Fund	n/a	25.6%	10.9%	1.7%	16.3%
Sector	-3.3%	17.7%	-0.6%	-2.0%	8.1%
Rank	n/a	26/153	1/190	9/196	4/212
Quartile	n/a	1	1	1	1

Annualised performance

	3 Years to 30/04/24	5 Years to 30/04/24	10 Years to 30/04/24
Fund	9.4%	n/a	n/a
Sector	1.7%	3.7%	4.9%
Rank	1/190	n/a	n/a
Quartile	1	n/a	n/a

Fund Managers



Name: Paul Niven
Manager for: 4 years, 6 months

Ratings

FE Crown



Group Details

Group name	Columbia Threadneedle (ex BMO OEIC)
Group address	Cannon Place 78 Cannon Street London EC4N 6AG
Group telephone	0845 799 2299
Dealing telephone	-
Email	-
Homepage	www.columbiathreadneedle.com
Fax number	-

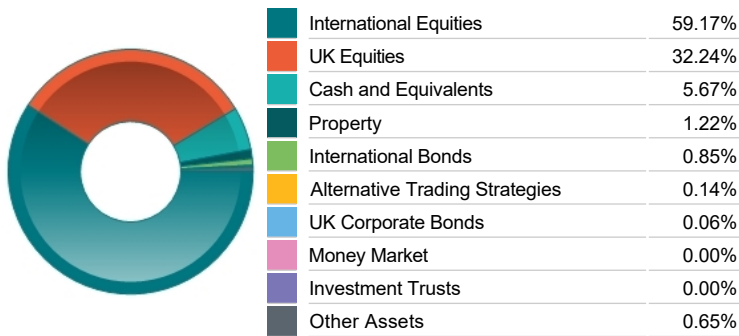
Important Information

Source of portfolio data: Broadridge. Source of performance data: FE fundinfo. We can't predict the future. Past performance isn't a guide to future performance. The figures shown are intended only to demonstrate performance history of the fund, after allowing for the impact of ongoing charges, but take no account of product charges. Ongoing charges may vary in the future and may be higher than they are now. Fund performance is based upon the movement of the daily price and is shown as total return in GBP with income reinvested. The value of your investment can go down as well as up so you might get back less than you put in. This factsheet is for information purposes only. If there is information or terminology included that you would like to discuss, then please contact an adviser. Investors should refer to their policy documentation and supporting brochures for fund availability, investment strategy, any product information and charges. Every care has been taken in populating this output, however it must be appreciated that neither Broadridge, Prudential nor their sources guarantee the accuracy, adequacy or completeness of this information or make any warranties regarding results from its usage.

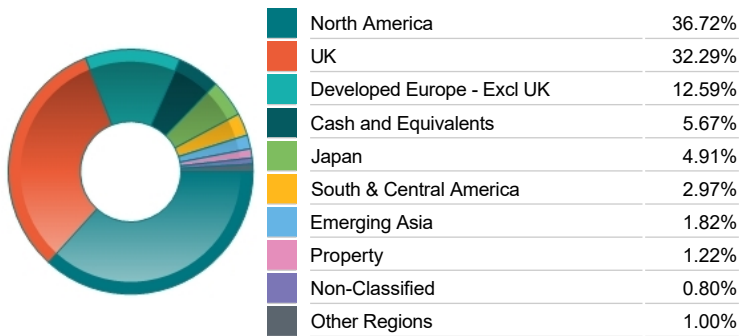
Top 10 Holdings

Name	% Weight	Sector	Country
1 APPLE INC	2.66%	Technology Hardware & Equipment	United States
2 ASTRAZENECA	2.42%	Pharmaceuticals & Biotechnology	United Kingdom
3 DIAGEO	2.38%	Beverages	United Kingdom
4 GLAXOSMITHKLINE	2.04%	Pharmaceuticals & Biotechnology	United Kingdom
5 UNILEVER	1.92%	Personal Care, Drug & Grocery Stores	United Kingdom
6 RIO TINTO	1.83%	Industrial Metals & Mining	United Kingdom
7 BERKSHIRE HATHAWAY INC	1.78%	Investment Banking & Brokerage Services	United States
8 ACCENTURE	1.78%	Industrial Support Services	Ireland
9 MERCK & CO INC(NEW)	1.70%	Pharmaceuticals & Biotechnology	United States
10 DEUTSCHE TELEKOM AG	1.64%	Telecommunications Service Providers	Germany

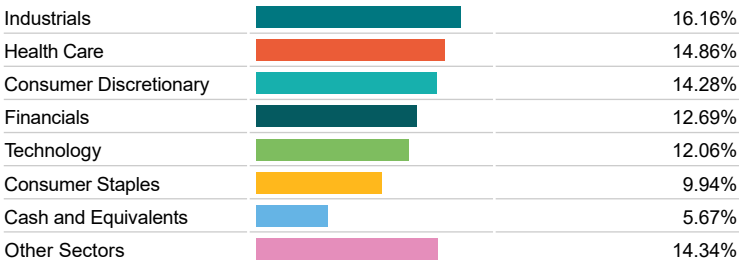
Asset Allocation



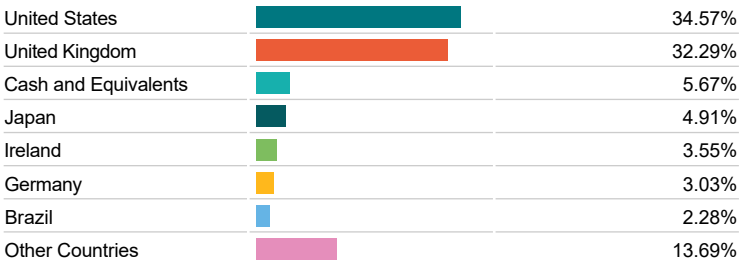
Regional Allocation



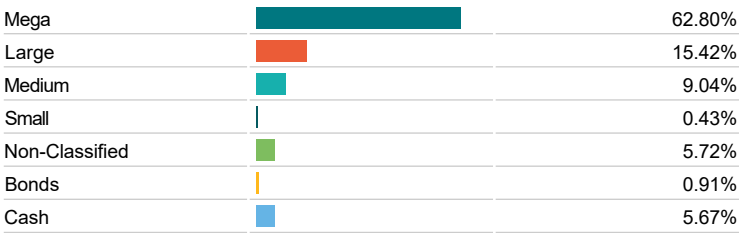
Equity Sector Breakdown



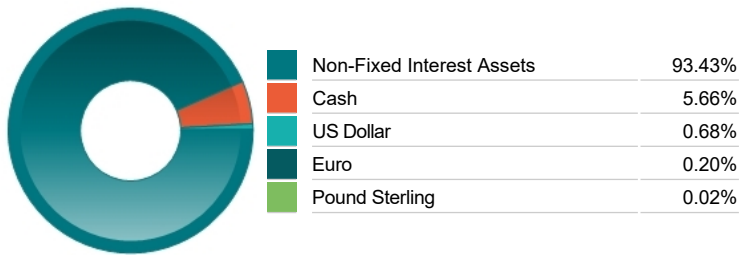
Top Country Breakdown



Breakdown By Market Cap (%)



Fixed Interest Currencies



Important Information

• The Industry Classification Benchmark is a product of FTSE International Limited and has been licensed for use. "Prudential" is a trading name of The Prudential Assurance Company Limited, which is registered in England and Wales. Registered office at 10 Fenchurch Avenue, London EC3M 5AG. Registered number 15454. Authorised by the Prudential Regulation Authority and regulated by the Financial Conduct Authority and the Prudential Regulation Authority.