

Benchmark

Benchmark	FTSE All Share (TR)
ABI Sector	UK All Companies

Identification Codes

Sedol Code	B10SRG5
Mex Code	PUAFUS
Isin Code	GB00B10SRG52
Citi Code	EP80

Fund Overview

Bid (19/05/2017)	183.20
Offer (19/05/2017)	192.80
Fund size (31/03/2017)	£8.10m
Underlying Fund size	£3810.92m
Number of holdings	63
Launch date	19/06/2006

Fund Charges

Base Annual Management Charge (AMC)	1.85%
Additional Charges	0.12%
Total Charges	1.97%

Aims

The investment strategy of the fund is to purchase units in the Axa Framlington UK Select Opportunities Fund. That fund aims to achieve capital growth by investing in companies, primarily of UK origin where the manager believes above average returns can be realised.

Performance

Fund Managers



Name: Nigel Thomas
 Manager of the underlying fund for: 14 years, 8 months

Ratings

Morningstar Analyst Rating™



FE Crown




Important Information

- Source of portfolio data: FundsLibrary. Source of performance data: Financial Express (FE). Please remember that past performance is not a reliable indicator of future performance. The figures shown are intended only to demonstrate performance history of the fund and take no account of product charges, or the Annual Management Charge for any available PruFund funds.. The application of charges may impact the overall performance. Please also note that our charges may vary in the future and may be higher than they are now. Fund Performance is based upon the movement of the daily price and is shown as total return in GBP with net income reinvested. The value of your investment can go down as well as up and you may not get back the amount you put in.
- This factsheet is for information purposes only. If there is information or terminology included that you would like to discuss, then please contact an adviser. Investors should refer to their policy documentation and supporting brochures for fund availability, investment strategy, any product information and charges. Every care has been taken in populating this output, however it must be appreciated that neither FundsLibrary, Prudential nor their sources guarantee the accuracy, adequacy or completeness of this information or make any warranties regarding results from its usage.

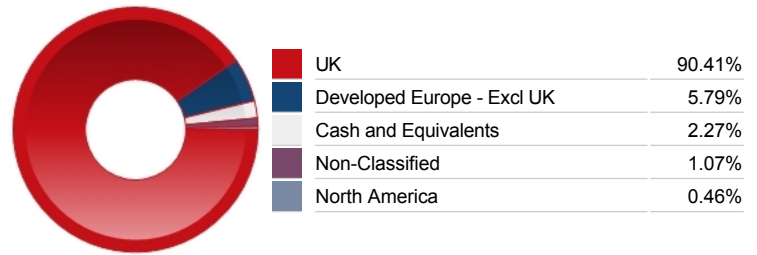
Top 10 Holdings

Name	% Weight	Sector	Country
1 Paddy Power Betfair	5.05%	Travel & Leisure	Ireland
2 RPC Group	4.78%	General Industrials	United Kingdom
3 Rightmove	4.77%	Media	United Kingdom
4 ITV	4.22%	Media	United Kingdom
5 GlaxoSmithKline	4.07%	Pharmaceuticals & Biotechnology	United Kingdom
6 BTG	3.03%	Pharmaceuticals & Biotechnology	United Kingdom
7 Elementis	3.03%	Chemicals	United Kingdom
8 Royal Dutch Shell B	2.96%	Oil & Gas Producers	United Kingdom
9 GKN	2.74%	Automobiles & Parts	United Kingdom
10 Prudential	2.70%	Life Insurance	United Kingdom

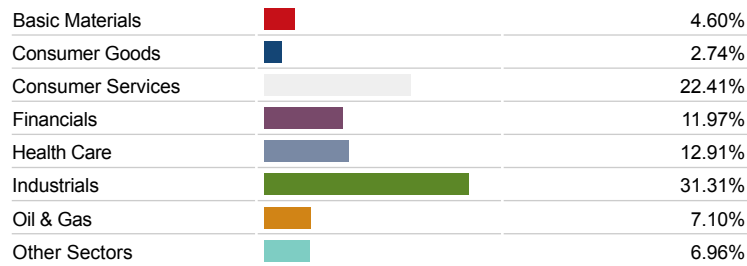
Asset Allocation




Regional Allocation



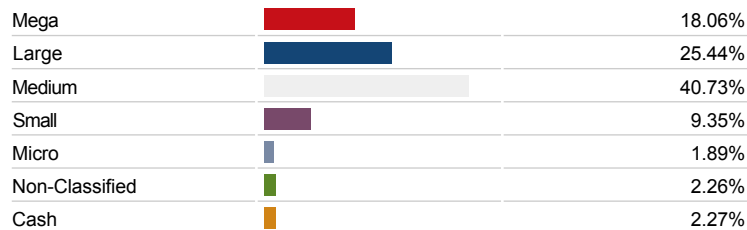
Equity Sector Breakdown



Top Country Breakdown



Breakdown By Market Cap (%)



Fixed Interest Currencies



Important Information

- The Industry Classification Benchmark is a product of FTSE International Limited and has been licensed for use
- "Prudential" is a trading name of The Prudential Assurance Company Limited, which is registered in England and Wales. This name is also used by other companies within the Prudential Group. Registered office at Laurence Pountney Hill, London EC4R 0HH. Registered number 15454. Authorised by the Prudential Regulation Authority and regulated by the Financial Conduct Authority and the Prudential Regulation Authority.