

Benchmark

Benchmark IA Sterling Strategic Bond sector average
 ABI Sector Sterling Strategic Bond

Identification Codes

Sedol Code B3BW061
 Mex Code PUAHIC
 Isin Code GB00B3BW0618
 Citi Code D9K5

Fund Overview

Bid (05/03/2021) 231.20
 Offer (05/03/2021) 243.40
 Fund size (31/01/2021) £1.12m
 Underlying Fund size £929.08m
 Number of holdings 154
 Launch date 20/10/2008

Fund Charges

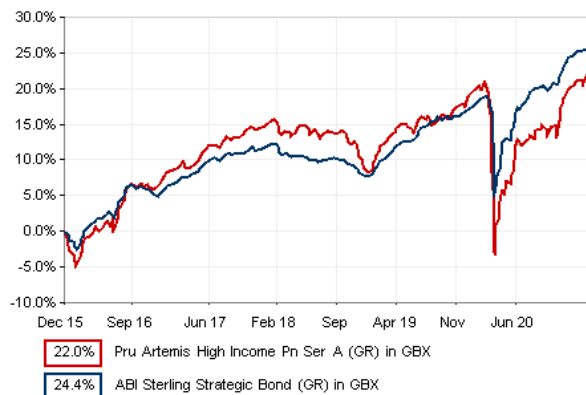
Annual Management Charge (AMC) 1.55%
 Further Costs 0.00%
Yearly Total 1.55%

Aims

Objective: The investment strategy of the fund is to purchase units in the Artemis High Income Fund - the underlying fund.

Underlying Fund Objective: The fund aims to achieve a higher than average initial yield, combined with the prospect of rising income and some capital growth over the long-term. The emphasis of the fund will be investment in UK fixed-interest investments and preference shares, however, the Manager has the flexibility to invest in all economic sectors worldwide and in equities.

Performance



Discrete performance - to last month end

	28/02/16 to 28/02/17	28/02/17 to 28/02/18	28/02/18 to 28/02/19	28/02/19 to 28/02/20	28/02/20 to 28/02/21
Fund	13.9%	4.0%	-1.3%	4.2%	3.4%
Sector	9.8%	2.9%	-0.4%	7.1%	5.1%
Rank	8/142	52/145	103/145	128/147	99/148
Quartile	1	2	3	4	3

Annualised performance

	Annualised		
	3 Years to 28/02/21	5 Years to 28/02/21	10 Years to 28/02/21
Fund	2.0%	4.7%	5.8%
Sector	3.9%	4.8%	4.6%
Rank	123/145	82/142	23/109
Quartile	4	3	1

Fund Managers



Name: Alex Ralph
 Manager of the underlying fund for: 7 years, 1 months

Ratings

FE Crown




Important Information

- Some funds may invest in 'underlying' funds or other investment vehicles. The performance of our fund, compared to what it's invested in won't be exactly the same. That can be due to additional charges, cash management (needed to help people to enter and leave our fund when they want), tax and the timing of investments (this is known as a fund's dealing cycle, it varies between managers and can be several days).
- Source of portfolio data: Broadridge. Source of performance data: FE fundinfo. We can't predict the future. Past performance isn't a guide to future performance. The figures shown are intended only to demonstrate performance history of the fund, after allowing for the impact of fund charges and further costs, but take no account of product charges, or any Annual Management Charge paid for by the deduction of units. Charges and further costs may vary in the future and may be higher than they are now. Fund performance is based upon the movement of the daily price and is shown as total return in GBP with gross income reinvested. The value of your investment can go down as well as up so you might get back less than you put in.
- This factsheet is for information purposes only. If there is information or terminology included that you would like to discuss, then please contact an adviser. Investors should refer to their policy documentation and supporting brochures for fund availability, investment strategy, any product information and charges. Every care has been taken in populating this output, however it must be appreciated that neither Broadridge, Prudential nor their sources guarantee the accuracy, adequacy or completeness of this information or make any warranties regarding results from its usage.

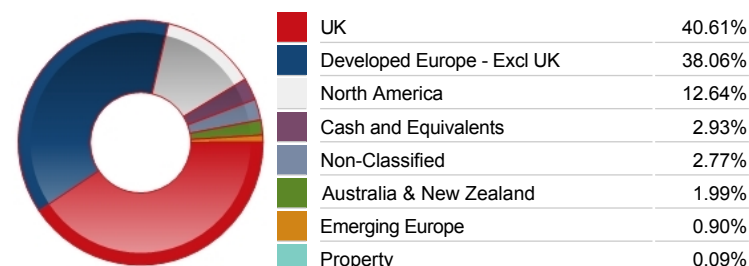
Top 10 Holdings

Name	% Weight	Sector	Country
1 US TREASURY N/B 3.125% 11/15/2028	2.41%	Bonds	United States
2 US TREASURY N/B 2.625% 02/15/2029	2.40%	Bonds	United States
3 UBS GROUP AG 7%	1.29%	Bonds	Switzerland
4 SOCIETE GENERALE SA CALLABLE NOTES VARIABLE USD 1000	1.28%	Bonds	France
5 ELECTRICITE DE FRANCE SA CALLABLE MEDIUM TERM NOTE VARIABLE 31/DEC/2049 GBP 100000	1.22%	Bonds	France
6 ADECCO GROUP SA	1.19%	Industrial Support Services	Switzerland
7 M&G PLC 6.5% 10/20/2048	1.13%	Bonds	United Kingdom
8 LEGAL & GENERAL GROUP 4.5% 11/01/2050	1.13%	Bonds	United Kingdom
9 BUPA FINANCE PLC 5% 12/08/2026	1.12%	Bonds	United Kingdom
10 BRITISH AMERICAN TOBACCO	1.11%	Tobacco	United Kingdom

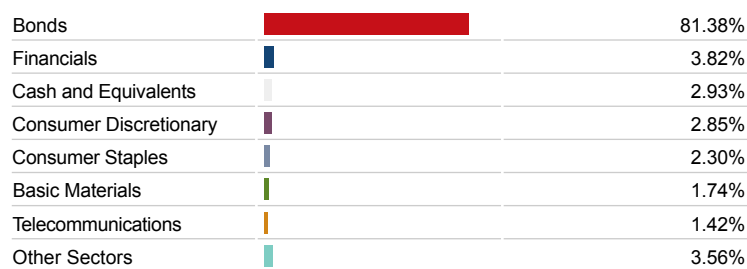
Asset Allocation



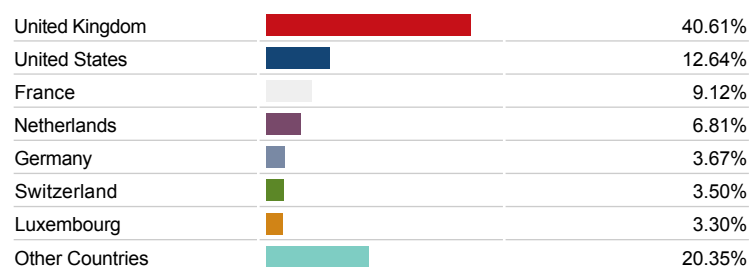
Regional Allocation



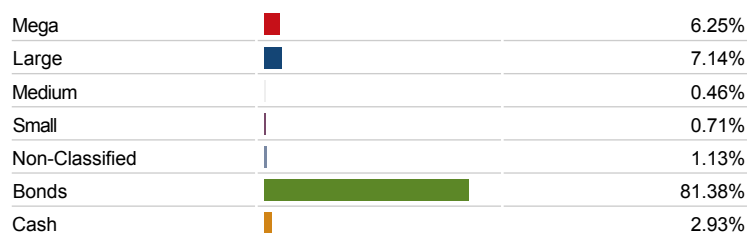
Bond Sector Breakdown



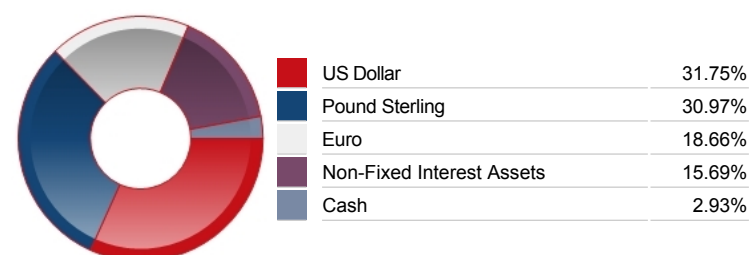
Top Country Breakdown



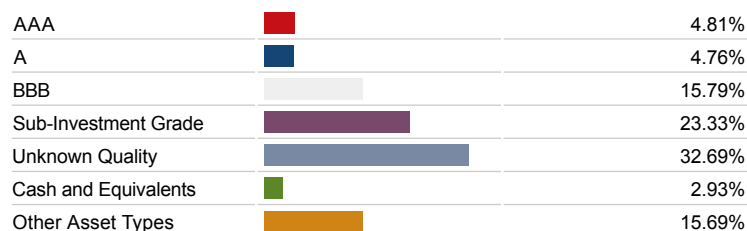
Breakdown By Market Cap (%)



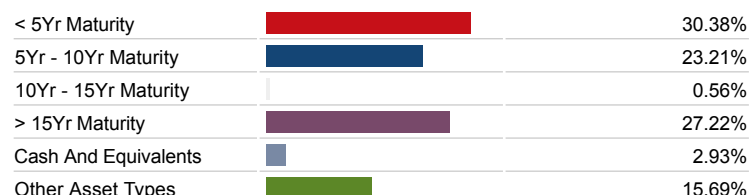
Fixed Interest Currencies



Fixed Interest Quality Profile



Fixed Interest Maturity Profile



Important Information

- The Industry Classification Benchmark is a product of FTSE International Limited and has been licensed for use.
- "Prudential" is a trading name of The Prudential Assurance Company Limited, which is registered in England and Wales. Registered office at 10 Fenchurch Avenue, London EC3M 5AG. Registered number 15454. Authorised by the Prudential Regulation Authority and regulated by the Financial Conduct Authority and the Prudential Regulation Authority.