

Aims

The fund aims to deliver long term growth through investing in a diversified range of assets both in the UK and globally. At any time, the fund will invest at least 10% of its assets in equities but not more than 40%. Investments are managed across asset classes and across world markets with a focus on long run investment potential as forecast on a rolling 10 years basis. The fund may invest in a range of permitted assets which include equities, bonds, property and cash accessed directly or indirectly via appropriate fund vehicles. The fund may include other assets as deemed appropriate by both the manager and current regulations.

Benchmark

Benchmark	Internal composite benchmark, asset allocation set by the M&G Treasury & Investment Office (T&IO).
ABI Sector	Mixed Investment 20-60% Shares

Identification Codes

Sedol Code	BSPBV88
Mex Code	VNAAAD
Isin Code	GB00BSPBV885
Citi Code	M41R

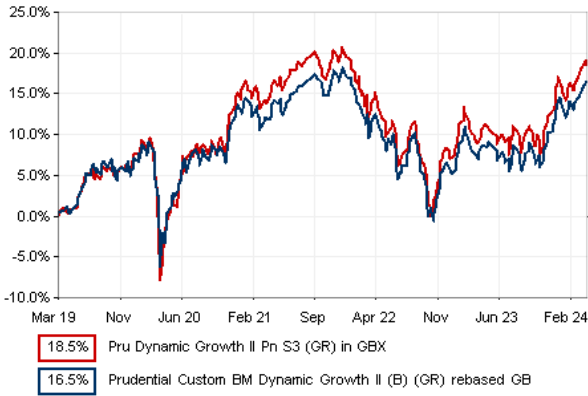
Fund Overview

Daily price (23/04/2024)	151.00
Fund size (31/03/2024)	£493.52m
Number of holdings	11377
Launch date	27/02/2015

Fund Charges

Annual Management Charge (AMC)	Please refer to the "Fund Guide" for your specific pension plan
--------------------------------	---

Performance



Discrete performance - to latest available quarter end

	31/03/19 to 31/03/20	31/03/20 to 31/03/21	31/03/21 to 31/03/22	31/03/22 to 31/03/23	31/03/23 to 31/03/24
Fund	-4.4%	20.1%	0.0%	-3.6%	7.1%
Benchmark	-2.3%	14.4%	0.5%	-3.7%	7.6%

Performance - to latest available quarter end

	Quarter 1 2024	3 Years to 31/03/24	5 Years to 31/03/24	10 Years to 31/03/24
Fund	1.7%	1.1%	3.5%	n/a
Benchmark	1.7%	1.4%	3.1%	n/a

Prudential Risk Rating

Lower to Medium Risk

These funds may invest in corporate bonds or multi-asset strategies with a higher weighting in corporate bonds (and other comparable strategies).

These risk ratings have been developed by Prudential to help provide an indication of a fund's potential level of risk and reward based on the type of assets which may be held by the fund. Other companies may use different descriptions and as such these risk ratings should not be considered as generic across the fund management industry.

We regularly review our fund risk ratings, so they may change in the future. If, in our view, there is a material change in the fund's level of risk, for example due to a significant change to the assets held by the fund or in the way the fund is managed, we will provide information on the new risk rating. We recommend that you make sure you understand the risk rating of any fund before you invest.

You should also consider discussing your decision and the appropriateness of a fund's risk rating with an adviser.

Fund Managers



Name: M&G BlackRock M&G Treasury & Investment Office

Manager for: 9 years, 1 months 9 years, 1 months 9 years, 1 months

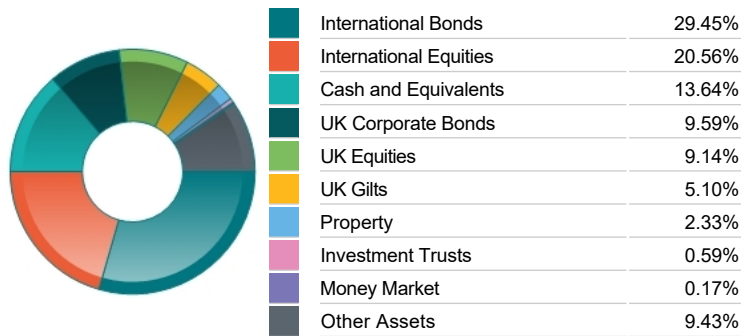
Important Information

- Because of changes in exchange rates the value of your investment, as well as any money you take from it, can go down as well as up.
- Some funds may invest in 'underlying' funds or other investment vehicles. The performance of our fund, compared to what it's invested in won't be exactly the same. That can be due to additional charges, cash management (needed to help people to enter and leave our fund when they want), tax and the timing of investments (this is known as a fund's dealing cycle, it varies between managers and can be several days).
- Source of portfolio data: Broadridge. Source of performance data: FE fundinfo. We can't predict the future. Past performance isn't a guide to future performance. The figures shown are intended only to demonstrate performance history of the fund, after allowing for the impact of fund charges and further costs, but take no account of any Annual Management Charge paid for by the deduction of units. Charges and further costs may vary in the future and may be higher than they are now. Fund performance is based upon the movement of the daily price and is shown as total return in GBP with gross income reinvested. The value of your investment can go down as well as up so you might get back less than you put in.
- This factsheet is intended for the trustees, sponsors, advisers and members of occupational pension schemes using Prudential group pension contracts and Prudential grouped personal pensions and Stakeholder pension contracts. Its purpose is to provide an insight into how investment markets and funds have performed over the period and is provided for information only. If you are not familiar with any of the investment terminology included, then please contact an adviser. Investors should refer to their scheme documentation (e.g. Fund Guide) for fund availability, investment strategy, any scheme information and charges. Every care has been taken in populating this output, however it must be appreciated that neither Broadridge, Prudential nor their sources guarantee the accuracy, adequacy or completeness of this information or make any warranties regarding results from its usage.

Top 10 Fund Holdings

Name	% Weight
1 M&G PP All Stocks Corporate Bond Institutional Acc	21.36%
2 Eastspring US Corporate Bond Class EG (hedged)	9.51%
3 BlackRock Aquila UK Equity Index S2 (HP)	9.05%
4 M&G (LUX) FCP Asian Local CCY Bond Class ZI	5.87%
5 M&G PP High Yield Corporate Bond	4.75%
6 BlackRock Aquila US Equity S2 (HP)	4.64%
7 BlackRock Aquila Pacific Rim Equity S2 (HP)	4.55%
8 M&G PP Long Dated Corporate Bond Fund	4.03%
9 M&G Total Return Credit Investment Class PP GBP	4.02%
10 BlackRock Aquila European Equity Index S2 (HP)	4.01%

Asset Allocation



Sector Breakdown

Bonds	44.14%
Cash and Equivalents	13.82%
Non-Classified	11.92%
Financials	5.89%
Industrials	4.26%
Consumer Discretionary	3.57%
Technology	3.19%
Other Sectors	13.21%

Breakdown By Market Cap (%)

Mega	17.64%
Large	7.30%
Medium	3.73%
Small	0.65%
Micro	0.10%
Non-Classified	12.62%
Bonds	44.14%
Cash	13.82%

Fixed Interest Quality Profile

AAA	2.35%
AA	8.05%
A	9.45%
BBB	13.07%
Sub-Investment Grade	3.64%
Unknown Quality	7.56%
Cash and Equivalents	13.82%
Other Asset Types	42.04%

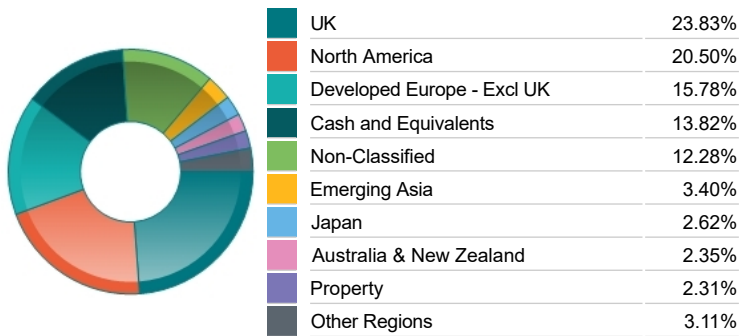
Important Information

- Because of changes in exchange rates the value of your investment, as well as any money you take from it, can go down as well as up.
- The Industry Classification Benchmark is a product of FTSE International Limited and has been licensed for use.
- Prudential is a trading name of Prudential Pensions Limited. Prudential Pensions Limited is registered in England and Wales. Registered office at 10 Fenchurch Avenue, London EC3M 5AG. Registered number 992726. Authorised by the Prudential Regulation Authority and regulated by the Financial Conduct Authority and the Prudential Regulation Authority.

Top 10 Holdings

Name	% Weight
1 USD/GBP GBP	2.98%
2 EUR/GBP GBP	1.27%
3 ¾% Treasury Gilt 2026	0.84%
4 5% Treasury Stock 2025	0.76%
5 ¼% Treasury Gilt 2026	0.70%
6 SHELL	0.68%
7 ASTRAZENECA	0.66%
8 SAMSUNG ELECTRONICS CO. LTD	0.52%
9 HSBC HOLDINGS	0.51%
10 iShares iShares plc European Property Yield UCITS ETF EUR (Dist)	0.48%

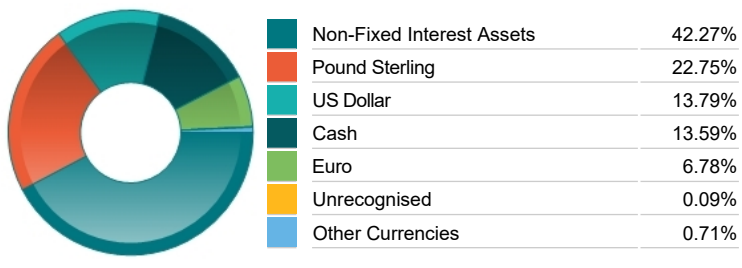
Regional Allocation



Top Country Breakdown

United Kingdom	23.83%
United States	19.56%
Cash and Equivalents	13.82%
Non-Classified	12.28%
France	3.95%
Japan	2.62%
Netherlands	2.42%
Other Countries	21.52%

Fixed Interest Currencies



Fixed Interest Maturity Profile

< 5Yr Maturity	17.42%
5Yr - 10Yr Maturity	11.98%
10Yr - 15Yr Maturity	3.72%
> 15Yr Maturity	11.02%
Cash And Equivalents	13.82%
Unknown Maturity	3.72%
Other Asset Types	38.33%

Commentary

Performance as at Q4 2023 - The PPDG range of funds had a good quarter both in absolute terms and versus the peer group. The range outperformed with robust single digit returns across most asset classes. During the quarter, we also implemented changes to the portfolio with the inclusion of new investments to the portfolio. These included Infrastructure, Private equity, European, Asian property, US and UK sovereign bond investments, which will help diversify the portfolio further. The robust quarterly returns were in the main helped by the increasing speculation that the Federal Reserve had ended its' interest rate hiking cycle as inflation had seemingly peaked. Expectations for interest rate cuts led to both global government and corporate bonds performing well, in particular, UK gilts outperformed both US and German government bonds. However Chinese stock markets continued underperforming due to the underwhelming response by authorities to grapple with the economic slowdown, led by the property downturn. Tactically, performance detracted over the quarter slightly as our overweight to US equities wasn't enough to offset the underperformance of our underweight to fixed income and overweight to China.

Source: M&G

Important Information

- Prudential is a trading name of Prudential Pensions Limited. Prudential Pensions Limited is registered in England and Wales. Registered office at 10 Fenchurch Avenue, London EC3M 5AG. Registered number 992726. Authorised by the Prudential Regulation Authority and regulated by the Financial Conduct Authority and the Prudential Regulation Authority.