

Benchmark

Benchmark	S&P 500
Sector	Ol North America Equities

Identification Codes

Sedol Code	3283013
Mex Code	SBNAM
Isin Code	IE0032830139
Citi Code	S785

Fund Overview

Bid (26/04/2024)	7.19
Offer (26/04/2024)	7.57
Fund size (31/03/2024)	£16.03m
Number of holdings	173
Launch date	09/04/2003

Fund Charges

Annual Management Charge (AMC)	1.20%
Further Costs	0.02%
Yearly Total	1.22%

Aims

Objective: The investment strategy of the fund is to purchase units in the M&G (ACS) BlackRock US Equity Fund - the underlying fund.

Underlying Fund Objective: The Sub-Fund aims to reflect the risk and return characteristics of the S&P 500 Index gross of the Ongoing Charges Figure and is expected to have an ex ante tracking error of around 1%.

The Sub-Investment Manager uses a structured and systematic, bottom-up stock selection process to build a portfolio with similar risk-return characteristics as the Index in order to meet the Sub-Fund's investment objective; in addition the Sub-Investment Manager aims to maximise the Sub-Fund's ESG characteristics by overweighting its investments in securities which score well against the Sub-Investment Manager's ESG research framework, and underweighting the securities which score less well.

Performance




Discrete performance - to last month end

	31/03/19 to 31/03/20	31/03/20 to 31/03/21	31/03/21 to 31/03/22	31/03/22 to 31/03/23	31/03/23 to 31/03/24
Fund	-4.1%	35.3%	19.6%	-6.7%	26.8%
Sector	-6.5%	43.2%	14.9%	-6.0%	24.1%
Rank	61/129	119/142	50/148	84/147	57/150
Quartile	2	4	2	3	2

Annualised performance

	3 Years to 31/03/24	5 Years to 31/03/24	10 Years to 31/03/24
Fund	12.2%	12.9%	13.5%
Sector	10.2%	12.4%	12.5%
Rank	38/147	66/128	42/88
Quartile	2	3	2

Fund Managers



Name: BlackRock
Manager for: 2 years, 7 months

Ratings

FE Crown




Important Information

- Because of changes in exchange rates the value of your investment, as well as any money you take from it, can go down as well as up.
- Some funds may invest in 'underlying' funds or other investment vehicles. The performance of our fund, compared to what it's invested in won't be exactly the same. That can be due to additional charges, cash management (needed to help people to enter and leave our fund when they want), tax and the timing of investments (this is known as a fund's dealing cycle, it varies between managers and can be several days).
- Source of portfolio data: Broadridge. Source of performance data: FE fundinfo. We can't predict the future. Past performance isn't a guide to future performance. The figures shown are intended only to demonstrate performance history of the fund, after allowing for the impact of fund charges and further costs, but take no account of product charges, or any Annual Management Charge paid for by the deduction of units. Charges and further costs may vary in the future and may be higher than they are now. Fund performance is based upon the movement of the daily price and is shown as total return in the fund's currency of denomination with gross income reinvested. The value of your investment can go down as well as up so you might get back less than you put in.
- This factsheet is for information purposes only. If there is information or terminology included that you would like to discuss, then please contact an adviser. Investors should refer to their policy documentation and supporting brochures for fund availability, investment strategy, any product information and charges. Every care has been taken in populating this output, however it must be appreciated that neither Broadbridge, Prudential nor their sources guarantee the accuracy, adequacy or completeness of this information or make any warranties regarding results from its usage.

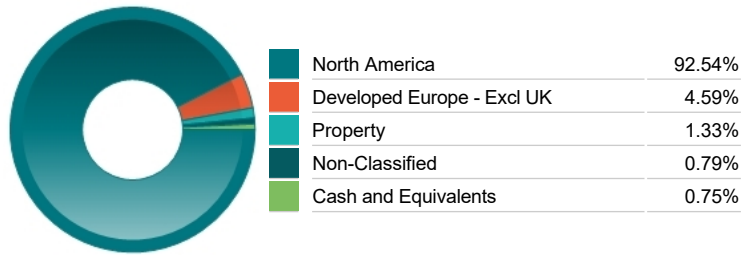
Top 10 Holdings

Name	% Weight	Sector	Country
1 CME S&P EMI FUT Jun24	28.02%	Non-Classified	Non-Classified
2 MICROSOFT CORPORATION	7.46%	Software & Computer Services	United States
3 APPLE	5.96%	Technology Hardware & Equipment	United States
4 NVIDIA CORP	5.55%	Technology Hardware & Equipment	United States
5 AMAZON.COM	3.45%	Retailers	United States
6 ALPHABET INC	2.64%	Software & Computer Services	United States
7 META PLATFORMS	2.43%	Software & Computer Services	United States
8 MASTERCARD INCORPORATED	1.87%	Industrial Support Services	United States
9 JOHNSON & JOHNSON	1.82%	Pharmaceuticals & Biotechnology	United States
10 ALPHABET INC	1.72%	Software & Computer Services	United States

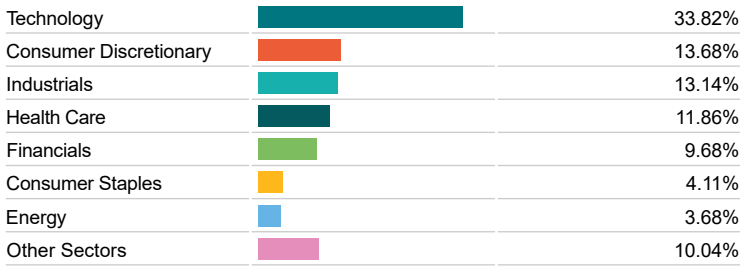
Asset Allocation



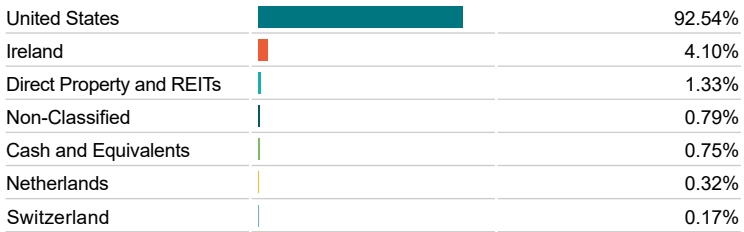
Regional Allocation



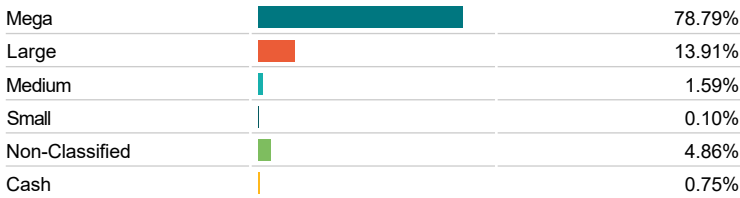
Equity Sector Breakdown



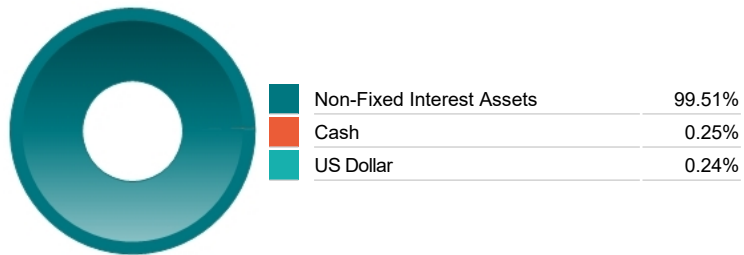
Top Country Breakdown



Breakdown By Market Cap (%)



Fixed Interest Currencies



Important Information

- Because of changes in exchange rates the value of your investment, as well as any money you take from it, can go down as well as up.
- The Industry Classification Benchmark is a product of FTSE International Limited and has been licensed for use.
- The registered office of Prudential International is in Ireland at Montague House, Adelaide Road, Dublin 2. Prudential International is a marketing name of Prudential International Assurance plc, a life assurance company operating from Ireland. Registration No. 209956. Prudential International Assurance plc is authorised and regulated by the Central Bank of Ireland and in the context of its UK regulated activities only, is deemed authorised by the Prudential Regulation Authority and subject to regulation by the Financial Conduct Authority and limited regulation by the Prudential Regulation Authority. Details of the Temporary Permissions Regime, which allows EEA-based firms to operate in the UK for a limited period while seeking full authorisation, are available on the Financial Conduct Authority's website. Prudential International is part of the same corporate group as The Prudential Assurance Company Limited. Both The Prudential Assurance Company Limited and Prudential International are direct and indirect subsidiaries respectively of M&G plc, a company incorporated in the United Kingdom. The Prudential Assurance Company Limited is not affiliated in any manner with Prudential Financial, Inc, a company whose principal place of business is in the United States of America or Prudential plc, an international group incorporated in the United Kingdom.