

Benchmark

Benchmark	Not benchmarked
ABI Sector	UK All Companies

Identification Codes

Sedol Code	0662897
Mex Code	SBPUKE
Isin Code	IE0006628972
Citi Code	SY62

Fund Overview

Bid (25/08/2021)	3.54
Offer (25/08/2021)	3.72
Number of holdings	168
Launch date	06/04/1999

Fund Charges

Annual Management Charge (AMC)	2.10%
Further Costs	0.17%
Yearly Total	2.27%

Aims

Objective: The investment strategy of the fund is to purchase units in the Invesco UK Equity Income Fund - the underlying fund.

Underlying Fund Objective: The fund aims to achieve income and capital growth over the long term (5 years plus). The fund invests at least 80% of its assets in shares or other equity related securities of companies incorporated, domiciled or carrying out the main part of their economic activity in the UK. In pursuing the fund's investment objective, the fund manager may consider it appropriate to also invest in other transferable securities (including private and unlisted equities and non UK companies), money market instruments, collective investment schemes (including funds managed by the Invesco group), deposits and cash. The fund may use derivatives for efficient portfolio management purposes only, to reduce risk, reduce costs and/or generate additional capital or income.

Performance

No data available! Please enter a valid code!

Fund Managers



Name:	James Goldstone	Ciaran Mallon
Manager of the underlying fund for:	3 years, 11 months	3 years, 11 months

Ratings

FE Crown



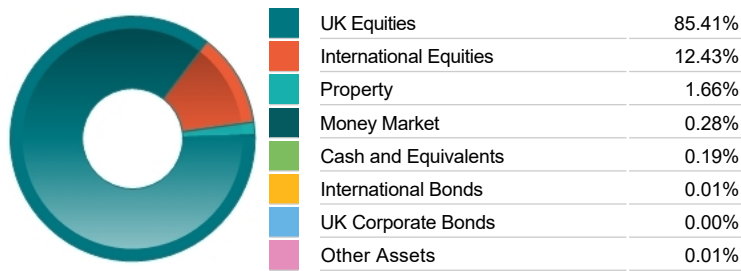
Important Information

- Because of changes in exchange rates the value of your investment, as well as any money you take from it, can go down as well as up.
- Some funds may invest in 'underlying' funds or other investment vehicles. The performance of our fund, compared to what it's invested in won't be exactly the same. That can be due to additional charges, cash management (needed to help people to enter and leave our fund when they want), tax and the timing of investments (this is known as a fund's dealing cycle, it varies between managers and can be several days).
- Source of portfolio data: Broadridge. Source of performance data: FE fundinfo. We can't predict the future. Past performance isn't a guide to future performance. The figures shown are intended only to demonstrate performance history of the fund, after allowing for the impact of fund charges and further costs, but take no account of product charges, or any Annual Management Charge paid for by the deduction of units. Charges and further costs may vary in the future and may be higher than they are now. Fund performance is based upon the movement of the daily price and is shown as total return in the fund's currency of denomination with gross income reinvested. The value of your investment can go down as well as up so you might get back less than you put in.
- This factsheet is for information purposes only. If there is information or terminology included that you would like to discuss, then please contact an adviser. Investors should refer to their policy documentation and supporting brochures for fund availability, investment strategy, any product information and charges. Every care has been taken in populating this output, however it must be appreciated that neither Broadbridge, Prudential nor their sources guarantee the accuracy, adequacy or completeness of this information or make any warranties regarding results from its usage.

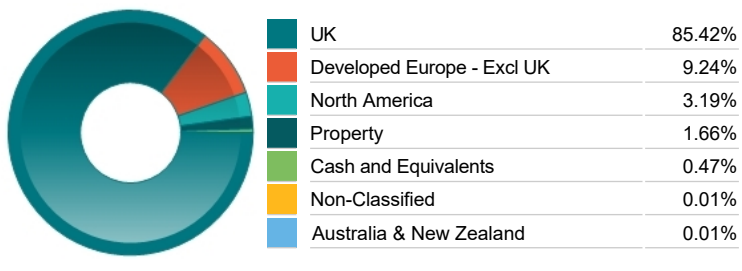
Top 10 Holdings

Name	% Weight	Sector	Country
1 NEXT	5.69%	Retailers	United Kingdom
2 TOTAL SE	5.08%	Non-Renewable Energy	France
3 FERGUSON	4.78%	Industrial Support Services	United Kingdom
4 PURETECH HEALTH	4.27%	Pharmaceuticals & Biotechnology	United Kingdom
5 BARCLAYS	4.23%	Banks	United Kingdom
6 CRH	4.16%	Construction & Materials	Ireland
7 RELX	4.10%	Media	United Kingdom
8 BP	3.93%	Non-Renewable Energy	United Kingdom
9 SHELL	3.61%	Non-Renewable Energy	United Kingdom
10 TESCO	2.84%	Personal Care, Drug & Grocery Stores	United Kingdom

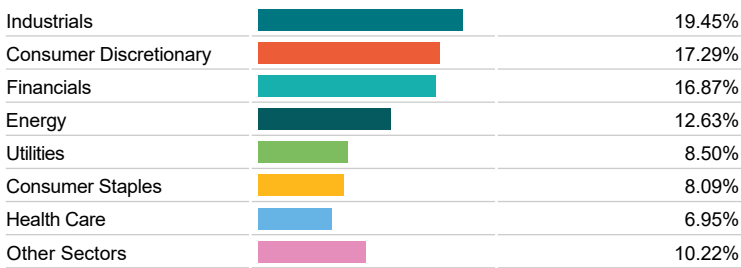
Asset Allocation



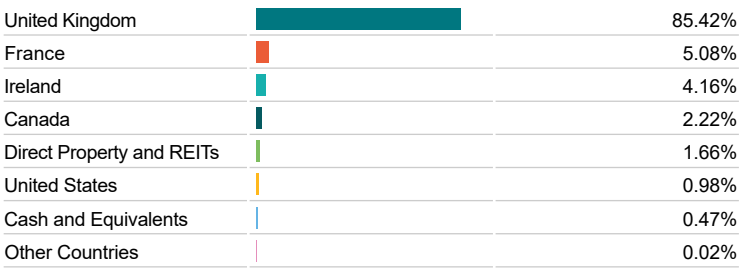
Regional Allocation



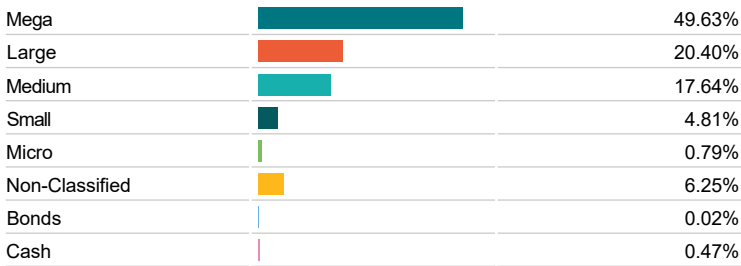
Equity Sector Breakdown



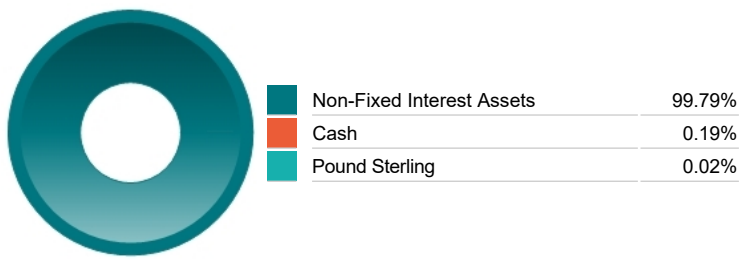
Top Country Breakdown



Breakdown By Market Cap (%)



Fixed Interest Currencies



Important Information

- Because of changes in exchange rates the value of your investment, as well as any money you take from it, can go down as well as up.
- The Industry Classification Benchmark is a product of FTSE International Limited and has been licensed for use.
- The registered office of Prudential International is in Ireland at Montague House, Adelaide Road, Dublin 2. Prudential International is a marketing name of Prudential International Assurance plc, a life assurance company operating from Ireland. Registration No. 209956. Prudential International Assurance plc is authorised and regulated by the Central Bank of Ireland and in the context of its UK regulated activities only, is deemed authorised by the Prudential Regulation Authority and subject to regulation by the Financial Conduct Authority and limited regulation by the Prudential Regulation Authority. Details of the Temporary Permissions Regime, which allows EEA-based firms to operate in the UK for a limited period while seeking full authorisation, are available on the Financial Conduct Authority's website. Prudential International is part of the same corporate group as The Prudential Assurance Company Limited. Both The Prudential Assurance Company Limited and Prudential International are direct and indirect subsidiaries respectively of M&G plc, a company incorporated in the United Kingdom. The Prudential Assurance Company Limited is not affiliated in any manner with Prudential Financial, Inc, a company whose principal place of business is in the United States of America or Prudential plc, an international group incorporated in the United Kingdom.