

Benchmark

Benchmark	Markit iBoxx Sterling Non Gilts Overall
Sector	ABI Sterling Strategic Bond

Identification Codes

Sedol Code	B3BW0D8
Mex Code	PUASTR
Isin Code	GB00B3BW0D88
Citi Code	D9V0

Fund Overview

Bid (26/11/2020)	173.60
Offer (26/11/2020)	182.80
Fund size (30/09/2020)	£8.42m
Underlying Fund size	£1758.86m
Number of holdings	165
Launch date	20/10/2008

Fund Charges

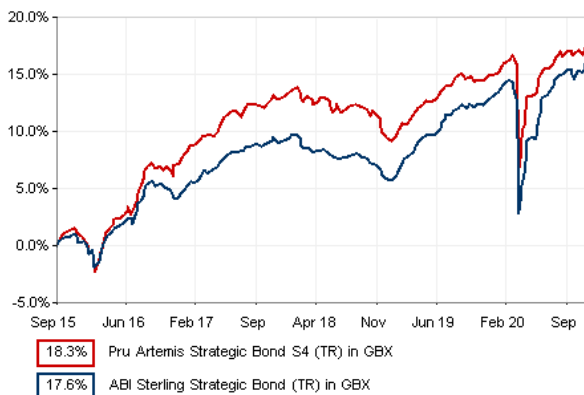
Annual Management Charge (AMC)	1.60%
Further Costs	0.10%
Yearly Total	1.70%

Aims

Objective: The investment strategy of the fund is to purchase units in the Artemis Strategic Bond Fund - the underlying fund.

Underlying Fund Objective: The fund aims to achieve a combination of income and capital growth by investing predominantly in fixed income markets but may selectively invest in other markets. Equal emphasis is given to the security of capital and income although from time to time one may take prominence over the other in accordance with the strategy being pursued.

Performance



Discrete performance - to last month end

	31/10/15 to 31/10/16	31/10/16 to 31/10/17	31/10/17 to 31/10/18	31/10/18 to 31/10/19	31/10/19 to 31/10/20
Fund	5.7%	5.7%	-1.3%	2.9%	1.8%
Sector	4.2%	4.0%	-2.0%	5.0%	2.3%
Rank	35/124	41/126	51/127	116/127	85/127
Quartile	2	2	2	4	3

Annualised performance

	Annualised		
	3 Years to 31/10/20	5 Years to 31/10/20	10 Years to 31/10/20
Fund	1.1%	2.9%	3.2%
Sector	1.7%	2.7%	3.3%
Rank	99/127	71/124	81/102
Quartile	4	3	4

Fund Managers



Name: James Foster Alex Ralph
 Manager of the underlying fund for: 15 years, 4 months 15 years, 4 months

Ratings

FE Crown



Important Information

- Some funds may invest in 'underlying' funds or other investment vehicles. The performance of our fund, compared to what it's invested in won't be exactly the same. That can be due to additional charges, cash management (needed to help people to enter and leave our fund when they want), tax and the timing of investments (this is known as a fund's dealing cycle, it varies between managers and can be several days).
- Source of portfolio data: Broadridge. Source of performance data: FE fundinfo. We can't predict the future. Past performance isn't a guide to future performance. The figures shown are intended only to demonstrate performance history of the fund, after allowing for the impact of fund charges and further costs, but take no account of product charges, or any Annual Management Charge paid for by the deduction of units. Charges and further costs may vary in the future and may be higher than they are now. Fund performance is based upon the movement of the daily price and is shown as total return in GBP with net income reinvested. The value of your investment can go down as well as up so you might get back less than you put in.
- This factsheet is for information purposes only. If there is information or terminology included that you would like to discuss, then please contact an adviser. Investors should refer to their policy documentation and supporting brochures for fund availability, investment strategy, any product information and charges. Every care has been taken in populating this output, however it must be appreciated that neither Broadridge, Prudential nor their sources guarantee the accuracy, adequacy or completeness of this information or make any warranties regarding results from its usage.


Top 10 Holdings

Name	% Weight	Sector	Country
1 US TREASURY N/B 1.25% 08/31/2024	13.27%	Bonds	United States
2 US TREASURY N/B 1.5% 02/15/2030	3.09%	Bonds	United States
3 US TREASURY N/B 1.625% 09/30/2026	2.84%	Bonds	United States
4 BNP PARIBAS 1.875% 12/14/2027	0.99%	Bonds	France
5 LA POSTE SA 3.125% PERP	0.96%	Bonds	France
6 COMCAST CORP 1.5% 02/20/2029	0.90%	Bonds	United States
7 HSBC BANK PLC 1.1875%	0.90%	Bonds	United Kingdom
8 TESCO PLC 6.15% 11/15/2037	0.87%	Bonds	United Kingdom
9 ELECTRICITE DE FRANCE SA CALLABLE MEDIUM TERM NOTE VARIABLE 31/DEC/2049 GBP 100000	0.86%	Bonds	France
10 WELLS FARGO & COMPANY 2.5% 05/02/2029	0.85%	Bonds	United States

Asset Allocation



Regional Allocation



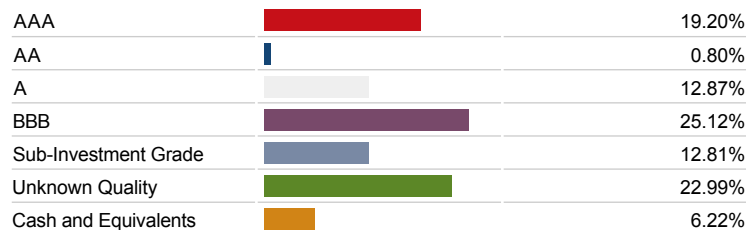
Bond Sector Breakdown



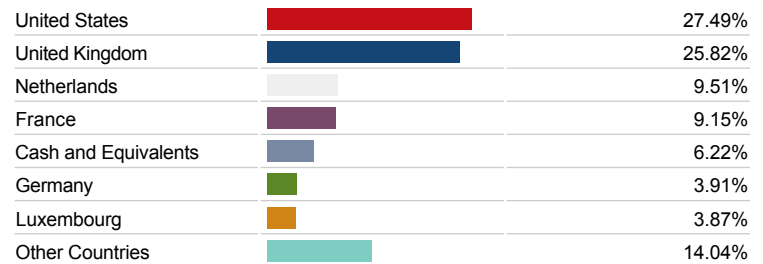
Breakdown By Market Cap (%)




Fixed Interest Quality Profile



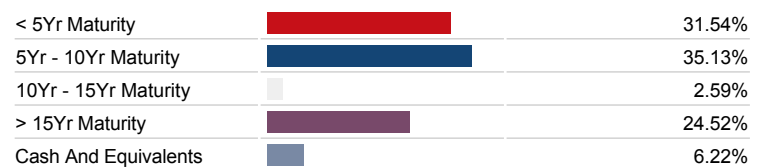
Top Country Breakdown



Fixed Interest Currencies



Fixed Interest Maturity Profile



Important Information

- The Industry Classification Benchmark is a product of FTSE International Limited and has been licensed for use.
- "Prudential" is a trading name of The Prudential Assurance Company Limited, which is registered in England and Wales. Registered office at 10 Fenchurch Avenue, London EC3M 5AG. Registered number 15454. Authorised by the Prudential Regulation Authority and regulated by the Financial Conduct Authority and the Prudential Regulation Authority.