

Benchmark

Benchmark	Investment Association Strategic Bond sector
Sector	ABI Sterling Strategic Bond

Identification Codes

Sedol Code	B3BVZK7
Mex Code	PUAGLD
Isin Code	GB00B3BVZK77
Citi Code	D9K0

Fund Overview

Bid (14/01/2021)	222.60
Offer (14/01/2021)	234.30
Fund size (30/11/2020)	£0.33m
Underlying Fund size	£264.80m
Number of holdings	247
Launch date	20/10/2008

Fund Charges

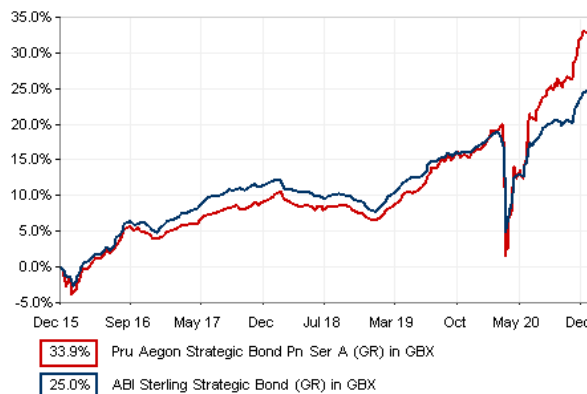
Annual Management Charge (AMC)	1.70%
Further Costs	0.00%
Yearly Total	1.70%

Aims

Objective: The investment strategy of the fund is to purchase units in the Aegon Strategic Bond Fund - the underlying fund.

Underlying Fund Objective: The fund aims to maximise total return (income plus capital) by investing in fixed interest securities, in any currency, ranging from AAA rated government bonds through to high yield and emerging market corporate bonds. At least 80% of the fund will be invested in sterling and other currency denominated bonds hedged back to sterling. The fund may also invest in deposits, money market instruments, derivative instruments and forward transactions.

Performance



Discrete performance - to last month end

	31/12/15 to 31/12/16	31/12/16 to 31/12/17	31/12/17 to 31/12/18	31/12/18 to 31/12/19	31/12/19 to 31/12/20
Fund	4.8%	4.8%	-2.9%	9.3%	14.4%
Sector	6.2%	5.3%	-3.5%	8.7%	6.5%
Rank	124/145	101/148	39/148	69/150	11/151
Quartile	4	3	2	2	1

Annualised performance

	Annualised		
	3 Years to 31/12/20	5 Years to 31/12/20	10 Years to 31/12/20
Fund	6.7%	5.9%	4.9%
Sector	3.8%	4.5%	4.9%
Rank	7/148	17/145	81/111
Quartile	1	1	3

Fund Managers



Name: Colin Finlayson Alex Pelteshki
 Manager of the underlying fund for: 2 years, 1 months 3 years, 5 months

Ratings

FE Crown



Important Information

- Some funds may invest in 'underlying' funds or other investment vehicles. The performance of our fund, compared to what it's invested in won't be exactly the same. That can be due to additional charges, cash management (needed to help people to enter and leave our fund when they want), tax and the timing of investments (this is known as a fund's dealing cycle, it varies between managers and can be several days).
- Source of portfolio data: Broadridge. Source of performance data: FE fundinfo. We can't predict the future. Past performance isn't a guide to future performance. The figures shown are intended only to demonstrate performance history of the fund, after allowing for the impact of fund charges and further costs, but take no account of product charges, or any Annual Management Charge paid for by the deduction of units. Charges and further costs may vary in the future and may be higher than they are now. Fund performance is based upon the movement of the daily price and is shown as total return in GBP with gross income reinvested. The value of your investment can go down as well as up so you might get back less than you put in.
- This factsheet is for information purposes only. If there is information or terminology included that you would like to discuss, then please contact an adviser. Investors should refer to their policy documentation and supporting brochures for fund availability, investment strategy, any product information and charges. Every care has been taken in populating this output, however it must be appreciated that neither Broadridge, Prudential nor their sources guarantee the accuracy, adequacy or completeness of this information or make any warranties regarding results from its usage.


Top 10 Holdings

Name	% Weight	Sector	Country
1 US TREASURY N/B 1.5% 15/02/2030	3.08%	Bonds	United States
2 1½% Treasury Gilt 2047	2.65%	Bonds	United Kingdom
3 HBOS STERLING FIN JERSEY VAR 09/12/2168	2.49%	Bonds	Luxembourg
4 US TREASURY N/B 3.375% 15/11/2048	2.38%	Bonds	United States
5 4¾% Treasury Gilt 2030	2.22%	Bonds	United Kingdom
6 AUSTRALIAN GOVERNMENT 2.75% 21/11/2027 148	1.80%	Bonds	Australia
7 HSBC BNK CAO FND STER 1 VAR 05/11/2168	1.75%	Bonds	United Kingdom
8 MCDONALD'S CORP 4.2% 01/04/2050 MTN	1.67%	Bonds	United States
9 DRESDNER FNDG TRUST I 8.151% 30/06/2031 REGS	1.63%	Bonds	Germany
10 AXA SA VAR 14/06/2169 144A	1.43%	Bonds	France


Asset Allocation



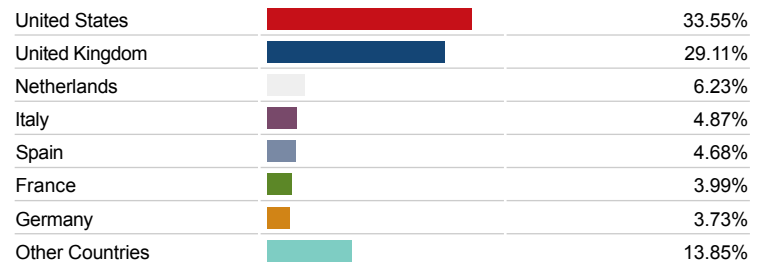
Regional Allocation



Bond Sector Breakdown




Top Country Breakdown



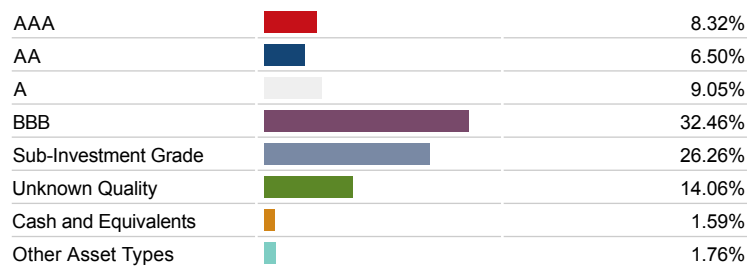
Breakdown By Market Cap (%)



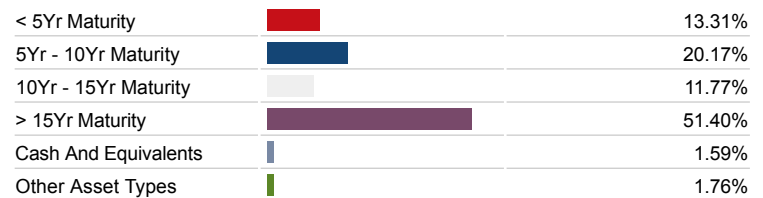
Fixed Interest Currencies



Fixed Interest Quality Profile



Fixed Interest Maturity Profile



Important Information

- The Industry Classification Benchmark is a product of FTSE International Limited and has been licensed for use.
- "Prudential" is a trading name of The Prudential Assurance Company Limited, which is registered in England and Wales. Registered office at 10 Fenchurch Avenue, London EC3M 5AG. Registered number 15454. Authorised by the Prudential Regulation Authority and regulated by the Financial Conduct Authority and the Prudential Regulation Authority.