

Benchmark

Benchmark	Variable
ABI Sector	Mixed Investment 0-35% Shares

Identification Codes

Sedol Code	B5B2V28
Mex Code	PUPUDS
Isin Code	GB00B5B2V284
Citi Code	I3C3

Fund Overview

Bid (15/06/2018)	123.90
Offer (15/06/2018)	123.90
Fund size (30/04/2018)	£10.27m
Underlying Fund size	£90.04m
Number of holdings	5431
Launch date	25/01/2010

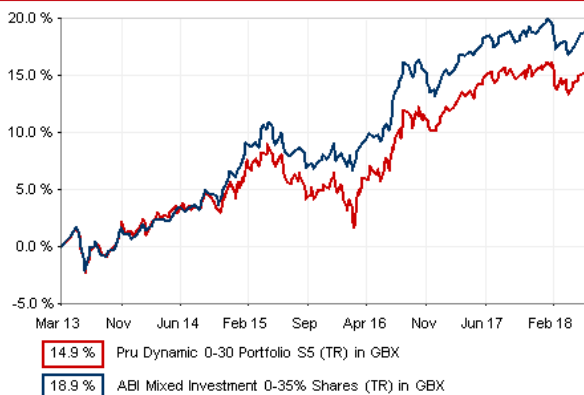
Fund Charges

Base Annual Management Charge (AMC)	1.75%
Additional Charges	1.05%
Total Charges	2.80%

Aims

The investment strategy of the fund is to purchase units in the LF Prudential Dynamic 0-30 Portfolio. That portfolio aims to achieve long-term total return (the combination of income and growth of capital). It is an actively managed portfolio investing mainly in collective investment schemes in order to provide a well-diversified exposure to global fixed income and variable rate assets, cash, deposits, warrants, money market instruments, equities and/or immovable property. Typically the portfolio will have a high exposure to lower risk assets such as fixed income assets, cash, deposits, warrants and money market instruments with no more than 30% of the portfolio being invested in schemes whose predominant exposure is to equities.

Performance



Discrete performance - to last month end

	31/05/13 to 31/05/14	31/05/14 to 31/05/15	31/05/15 to 31/05/16	31/05/16 to 31/05/17	31/05/17 to 31/05/18
Fund	2.2%	4.5%	-1.5%	7.9%	-0.1%
Sector	2.5%	6.2%	-0.1%	7.7%	0.4%
Rank	51/88	77/94	85/95	57/98	68/99
Quartile	3	4	4	3	3

Annualised performance

	Annualised		
	3 Years to 31/05/18	5 Years to 31/05/18	10 Years to 31/05/18
Fund	2.0%	2.6%	n/a
Sector	2.6%	3.3%	4.0%
Rank	63/95	74/88	n/a
Quartile	3	4	n/a

Fund Managers



Name: Philip Butler
 Manager of the underlying fund for: 1 years, 7 months

Ratings

FE Crown



Important Information

- Exchange rate fluctuations may cause the Sterling values of overseas investments to rise or fall.
- Source of portfolio data: FundsLibrary. Source of performance data: Financial Express (FE). Please remember that past performance is not a reliable indicator of future performance. The figures shown are intended only to demonstrate performance history of the fund and take no account of product charges, or the Annual Management Charge for any available PruFund funds.. The application of charges may impact the overall performance. Please also note that our charges may vary in the future and may be higher than they are now. Fund Performance is based upon the movement of the daily price and is shown as total return in GBP with net income reinvested. The value of your investment can go down as well as up and you may not get back the amount you put in.
- This factsheet is for information purposes only. If there is information or terminology included that you would like to discuss, then please contact an adviser. Investors should refer to their policy documentation and supporting brochures for fund availability, investment strategy, any product information and charges. Every care has been taken in populating this output, however it must be appreciated that neither FundsLibrary, Prudential nor their sources guarantee the accuracy, adequacy or completeness of this information or make any warranties regarding results from its usage.

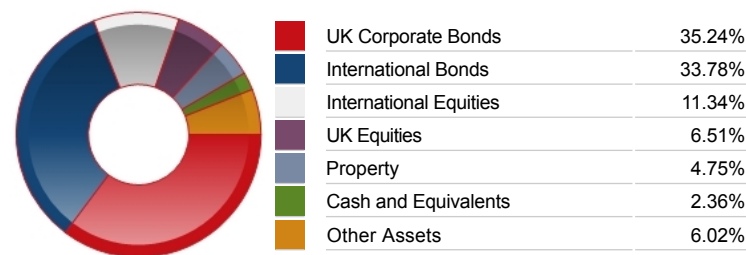
Top 10 Fund Holdings

Name	% Weight
1 Kames Capital Investment Grade Bond Class A	10.17%
2 Fidelity MoneyBuilder Income Class A	10.04%
3 Invesco Perpetual Corporate Bond -	9.98%
4 M&G Strategic Corporate Bond Class A GBP	9.93%
5 Royal London Corporate Bond Class Z	9.29%
6 BlackRock (Lux) BGF Euro Corporate Bond I2 GBP HGD	8.76%
7 M&G Short Dated Corporate Bond Class A GBP	6.73%
8 M&G Property Portfolio Class I GBP	5.82%
9 Investec UK Alpha Class J Net	3.74%
10 Legal & General UK Property Fund C	3.18%

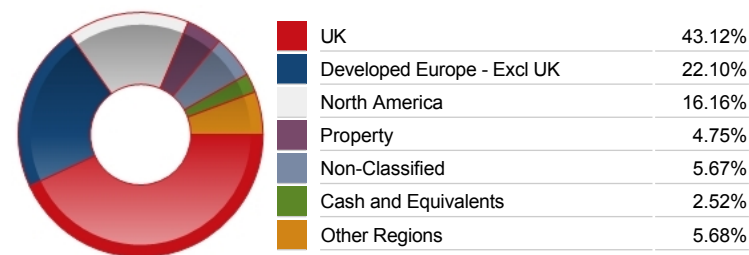
Top 10 Holdings

Name	% Weight
1 L&G FREEHOLD PROPERTY	2.30%
2 FUTURES LIABILITY	0.44%
3 Bundesobligation 0% 08/10/2021	0.37%
4 LGIM LIQ. LGIM S "1" INC	0.31%
5 Royal Dutch Shell B	0.28%
6 GE CAPITAL UK FUNDING MTN RegS	0.28%
7 AT&T INC	0.27%
8 EURO INV BANK 1.500 FEB 01 19	0.27%
9 18 NEW SQUARE BEDFONT LAKES	0.27%
10 BP	0.26%

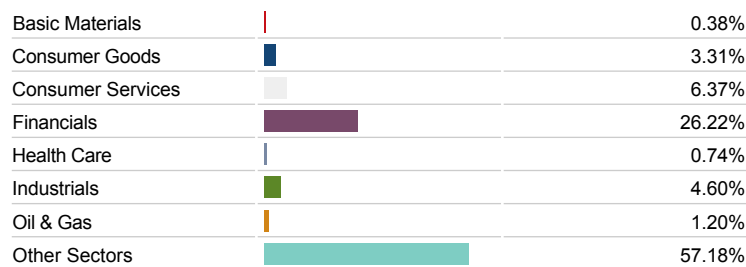
Asset Allocation



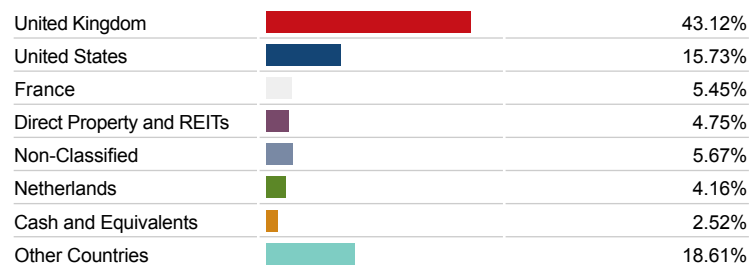
Regional Allocation



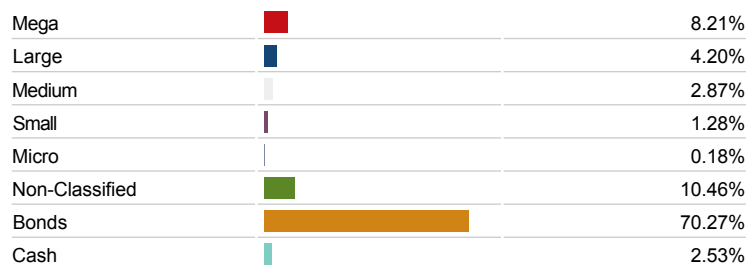
Sector Breakdown



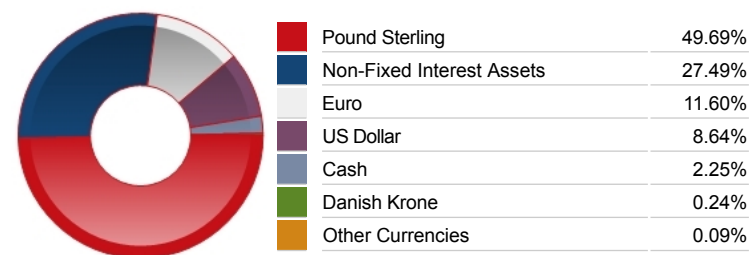
Top Country Breakdown



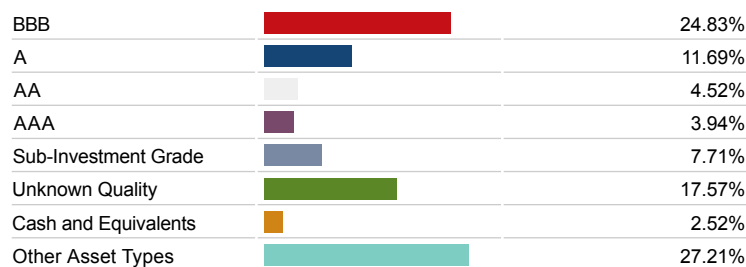
Breakdown By Market Cap (%)



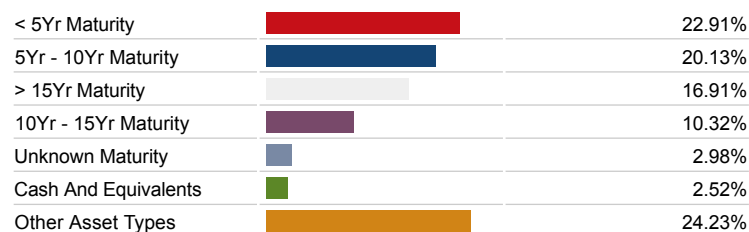
Fixed Interest Currencies



Fixed Interest Quality Profile



Fixed Interest Maturity Profile



Important Information

- Exchange rate fluctuations may cause the Sterling values of overseas investments to rise or fall.
- The Industry Classification Benchmark is a product of FTSE International Limited and has been licensed for use
- "Prudential" is a trading name of The Prudential Assurance Company Limited, which is registered in England and Wales. This name is also used by other companies within the Prudential Group. Registered office at Laurence Pountney Hill, London EC4R 0HH. Registered number 15454. Authorised by the Prudential Regulation Authority and regulated by the Financial Conduct Authority and the Prudential Regulation Authority.