

Benchmark

Benchmark	Merrill Lynch Global High Yield
Benchmark Category	-
IA Sector	£ High Yield

Identification Codes

Sedol Code	B29NGF0
Mex Code	ELGG
Isin Code	GB00B29NGF01
Citi Code	AZV9

Fund Overview

Mid (26/04/2024)	253.40p
Distribution yield	5.50%
Underlying yield	-
Fund size (31/12/2023)	£69.00m
Number of holdings	349
Ongoing Charges	0.53%
Launch date	15/01/2001

Fund Charges

Entry Charge	0.00%
Ongoing Charges	0.53%

Fund Background

Valuation frequency	Daily
Valuation point	12:00
Fund type	OEIC
Launch price	£1.00
Fund currency	Pound Sterling
Fund domicile	United Kingdom
ISA allowable	Yes
SIPP allowable	Yes

Dealing

Minimum Investment	£100000
Minimum Top Up	£5000
Minimum Regular Saving	-
Settlement Period: Buy	4 days
Settlement Period: Sell	4 days
Pricing Basis	Forward
Dealing Decimals	3

Distribution Dates

Ex dividend date(s)	Income payment date(s)
01 January	28 February
01 April	31 May
01 July	31 August
01 October	30 November

Aims

To provide long-term high yield returns. The Fund aims to deliver long-term high yield returns by compounding high current income and any capital growth through investing in a broadly diversified portfolio of 'sub-investment grade' bonds.

Performance



Discrete performance - to last month end

	31/03/19 to 31/03/20	31/03/20 to 31/03/21	31/03/21 to 31/03/22	31/03/22 to 31/03/23	31/03/23 to 31/03/24
Fund	-9.1%	22.6%	-0.4%	-5.0%	10.7%
Sector	-10.0%	23.5%	-1.1%	-4.5%	10.8%
Rank	11/24	17/27	15/29	15/29	15/29
Quartile	2	3	2	2	2

Annualised performance

		3 Years to 31/03/24	5 Years to 31/03/24	10 Years to 31/03/24
Fund		1.5%	3.1%	3.4%
Sector		1.5%	3.1%	3.1%
Rank		15/29	12/24	7/20
Quartile		2	2	2

Fund Managers



Name:	Yves Berger	Michael Graham	Robert Houle
Manager for:	2 years, 8 months	2 years, 8 months	2 years, 8 months

Ratings

FE Crown



Group Details

Group name	AXA Investment Managers UK Limited
Group address	Broker Services Team AXA Investment Managers 7 Newgate Street London EC1A 7NX
Group telephone	020 7003 1234
Dealing telephone	0207 0031234
Email	broker.services@axa-im.com
Homepage	www.axa-im.com
Fax number	020 7003 2313

Important Information

• Source of portfolio data: Broadridge. Source of performance data: FE fundinfo. We can't predict the future. Past performance isn't a guide to future performance. The figures shown are intended only to demonstrate performance history of the fund, after allowing for the impact of ongoing charges, but take no account of product charges. Ongoing charges may vary in the future and may be higher than they are now. Fund performance is based upon the movement of the daily price and is shown as total return in GBP with income reinvested. The value of your investment can go down as well as up so you might get back less than you put in. This factsheet is for information purposes only. If there is information or terminology included that you would like to discuss, then please contact an adviser. Investors should refer to their policy documentation and supporting brochures for fund availability, investment strategy, any product information and charges. Every care has been taken in populating this output, however it must be appreciated that neither Broadridge, Prudential nor their sources guarantee the accuracy, adequacy or completeness of this information or make any warranties regarding results from its usage.

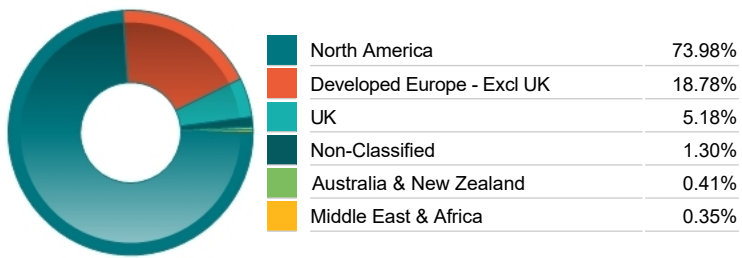
Top 10 Holdings

Name	% Weight	Sector	Country
1 MATTHEWS INTERNATIONAL C	1.06%	Bonds	United States
2 GETTY IMAGES INC	1.01%	Bonds	United States
3 ZI TECH LLC/ZI FIN CORP	0.87%	Bonds	United States
4 ILLUMINATE BUYER/HLDG	0.81%	Bonds	United States
5 VERSCEND ESCROW CORP	0.80%	Bonds	United States
6 MAUSER PACKAGING SOLUT	0.75%	Bonds	United States
7 IRON MOUNTAIN UK PLC	0.71%	Bonds	United Kingdom
8 ILIAD HOLDING SAS	0.64%	Bonds	France
9 BOXER PARENT CO INC	0.63%	Bonds	United States
10 GARDA WORLD SECURITY COR	0.59%	Bonds	Canada

Asset Allocation



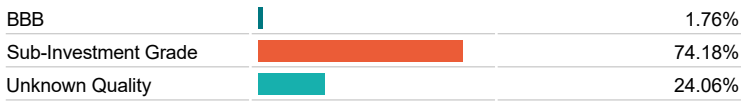
Regional Allocation



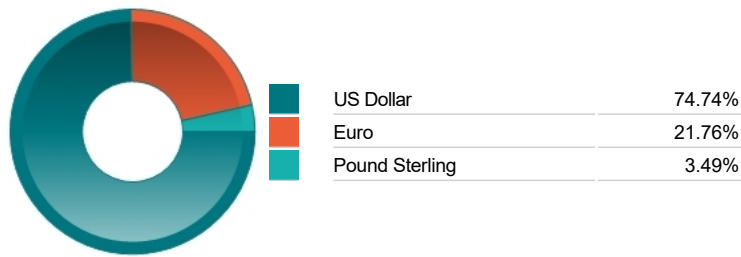
Bond Sector Breakdown



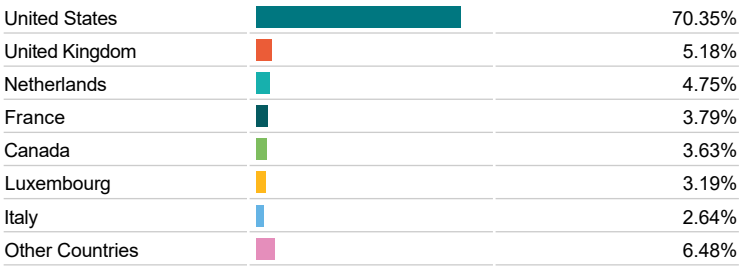
Fixed Interest Quality Profile



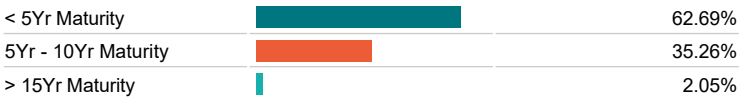
Fixed Interest Currencies



Top Country Breakdown



Fixed Interest Maturity Profile



Important Information

• The Industry Classification Benchmark is a product of FTSE International Limited and has been licensed for use. "Prudential" is a trading name of The Prudential Assurance Company Limited, which is registered in England and Wales. Registered office at 10 Fenchurch Avenue, London EC3M 5AG. Registered number 15454. Authorised by the Prudential Regulation Authority and regulated by the Financial Conduct Authority and the Prudential Regulation Authority.

Commentary

[No data]

Important Information

- "Prudential" is a trading name of The Prudential Assurance Company Limited, which is registered in England and Wales. Registered office at 10 Fenchurch Avenue, London EC3M 5AG. Registered number 15454. Authorised by the Prudential Regulation Authority and regulated by the Financial Conduct Authority and the Prudential Regulation Authority.