

Benchmark

Benchmark	FTSE Gold Mining Index - GBP Price
Sector	ABI Commodity/Energy

Identification Codes

Sedol Code	B3RQ8L8
Mex Code	PUBRLG
Isin Code	GB00B3RQ8L88
Citi Code	FNi6

Fund Overview

Bid (18/04/2024)	129.30
Offer	n/a
Fund size (29/02/2024)	£0.52m
Underlying Fund size	£774.97m
Number of holdings	47
Launch date	13/07/2009

Fund Charges

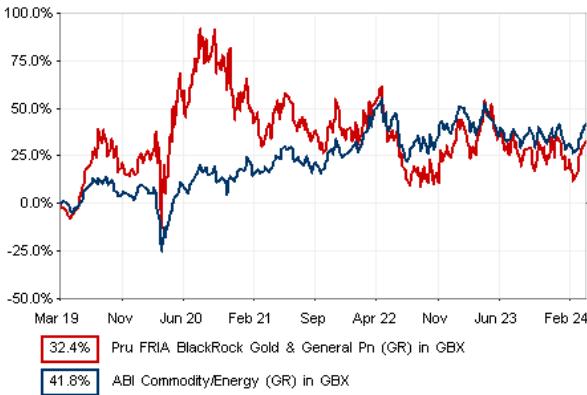
Annual Management Charge (AMC)	1.60%
Further Costs	0.16%
Yearly Total	1.76%

Aims

Objective: The investment strategy of the fund is to purchase units in the BlackRock Gold & General Fund - the underlying Fund.

Underlying Fund Objective: The fund aims to provide a return on your investment (generated through an increase in the value of the assets held by the Fund) (gross of fees) over the long term (5 or more consecutive years beginning at the point of investment) through investment in shares of companies related to gold mining, commodities and precious-metals. It tends to be volatile and is particularly suitable for diversification in a larger portfolio.

Performance



Discrete performance - to last month end

	31/03/19 to 31/03/20	31/03/20 to 31/03/21	31/03/21 to 31/03/22	31/03/22 to 31/03/23	31/03/23 to 31/03/24
Fund	7.5%	24.8%	13.9%	-7.4%	-6.3%
Sector	-17.1%	40.8%	27.6%	-3.3%	-1.6%
Rank	23/56	37/56	38/56	43/56	41/56
Quartile	2	3	3	4	3

Annualised performance

	3 Years to 31/03/24	5 Years to 31/03/24	10 Years to 31/03/24
Fund	-0.4%	5.8%	4.6%
Sector	6.7%	7.2%	4.6%
Rank	41/56	39/56	39/54
Quartile	3	3	3

Fund Managers



Name: Tom Holl Evy Hambro
Manager of the underlying fund for: 8 years, 9 months 15 years

Ratings

FE Crown




Important Information

- Because of changes in exchange rates the value of your investment, as well as any money you take from it, can go down as well as up.
- Some funds may invest in 'underlying' funds or other investment vehicles. The performance of our fund, compared to what it's invested in won't be exactly the same. That can be due to additional charges, cash management (needed to help people to enter and leave our fund when they want), tax and the timing of investments (this is known as a fund's dealing cycle, it varies between managers and can be several days).
- Source of portfolio data: Broadridge. Source of performance data: FE fundinfo. We can't predict the future. Past performance isn't a guide to future performance. The figures shown are intended only to demonstrate performance history of the fund, after allowing for the impact of fund charges and further costs, but take no account of product charges, or any Annual Management Charge paid for by the deduction of units. Charges and further costs may vary in the future and may be higher than they are now. Fund performance is based upon the movement of the daily price and is shown as total return in GBP with gross income reinvested. The value of your investment can go down as well as up so you might get back less than you put in.
- This factsheet is for information purposes only. If there is information or terminology included that you would like to discuss, then please contact an adviser. Investors should refer to their policy documentation and supporting brochures for fund availability, investment strategy, any product information and charges. Every care has been taken in populating this output, however it must be appreciated that neither Broadridge, Prudential nor their sources guarantee the accuracy, adequacy or completeness of this information or make any warranties regarding results from its usage.

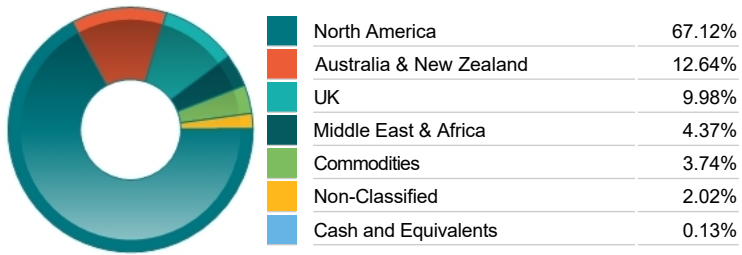
Top 10 Holdings

Name	% Weight	Sector	Country
1 BARRICK GOLD CORPORATION	7.54%	Precious Metals & Mining	Canada
2 AGNICO EAGLE MINES LTD	7.11%	Precious Metals & Mining	Canada
3 NORTHERN STAR RESOURCES LTD	6.21%	Precious Metals & Mining	Australia
4 ENDEAVOUR MINING	5.91%	Precious Metals & Mining	United Kingdom
5 WHEATON PRECIOUS METALS CORP.	5.46%	Precious Metals & Mining	Canada
6 ALAMOS GOLD	4.81%	Precious Metals & Mining	Canada
7 NEWMONT CORPORATION	3.86%	Precious Metals & Mining	United States
8 ANGLOGOLD ASHANTI	3.63%	Precious Metals & Mining	United Kingdom
9 PAN AMERICAN SILVER CORP.	3.50%	Precious Metals & Mining	Canada
10 GOLD FIELDS	3.40%	Precious Metals & Mining	South Africa


Asset Allocation



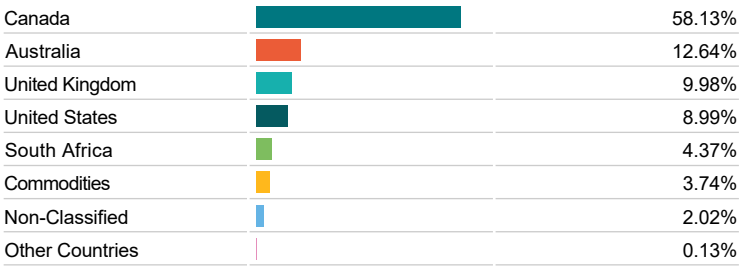
Regional Allocation



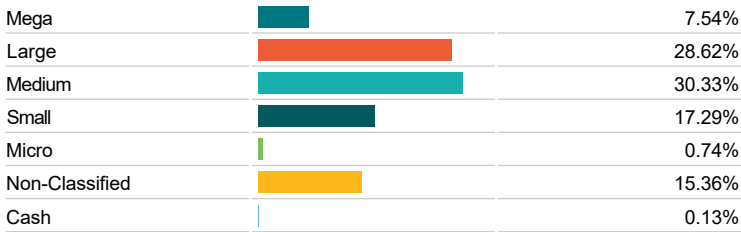
Equity Sector Breakdown




Top Country Breakdown



Breakdown By Market Cap (%)



Fixed Interest Currencies



Important Information

- Because of changes in exchange rates the value of your investment, as well as any money you take from it, can go down as well as up.
- The Industry Classification Benchmark is a product of FTSE International Limited and has been licensed for use.
- "Prudential" is a trading name of The Prudential Assurance Company Limited, which is registered in England and Wales. Registered office at 10 Fenchurch Avenue, London EC3M 5AG. Registered number 15454. Authorised by the Prudential Regulation Authority and regulated by the Financial Conduct Authority and the Prudential Regulation Authority. Prudential Retirement Income Limited is registered in Scotland. Registered office at Craigforth, Stirling FK9 4UE. Registered number SCO47842. Authorised by the Prudential Regulation Authority and regulated by the Financial Conduct Authority and the Prudential Regulation Authority.