

Benchmark

Benchmark	FTSE World TR GBP
ABI Sector	Global Equities

Identification Codes

Sedol Code	B3BW7N7
Mex Code	PUNEWG
Isin Code	GB00B3BW7N71
Citi Code	D9Q3

Fund Overview

Bid (20/08/2021)	414.70
Offer (20/08/2021)	436.60
Fund size (31/07/2021)	£8.36m
Underlying Fund size	£3523.22m
Number of holdings	62
Launch date	20/10/2008

Fund Charges

Annual Management Charge (AMC)	1.70%
Further Costs	0.00%
Yearly Total	1.70%

Aims


Objective: The investment strategy of the fund is to purchase units in the BNY Mellon Global Income Fund - the underlying fund.

Underlying Fund Objective: The fund aims to generate distributions over an annual period together with long-term capital growth from investing predominantly in global securities. The Sub-fund may also invest in collective investment schemes (including but not limited to another Sub-fund or Sub-funds of the Company. Derivatives may be used for efficient portfolio management only.

Performance

No data available! Please enter a valid code!

Fund Managers



Name:	Jim Lydotes	Robert Hay	Jon Bell
Manager of the underlying fund for:	1 years, 2 months	9 years, 3 months	9 years, 3 months

Ratings

FE Crown




Important Information

- Because of changes in exchange rates the value of your investment, as well as any money you take from it, can go down as well as up.
- Some funds may invest in ‘underlying’ funds or other investment vehicles. The performance of our fund, compared to what it’s invested in won’t be exactly the same. That can be due to additional charges, cash management (needed to help people to enter and leave our fund when they want), tax and the timing of investments (this is known as a fund’s dealing cycle, it varies between managers and can be several days).
- Source of portfolio data: Broadridge. Source of performance data: FE fundinfo. We can’t predict the future. Past performance isn’t a guide to future performance. The figures shown are intended only to demonstrate performance history of the fund, after allowing for the impact of fund charges and further costs, but take no account of product charges, or any Annual Management Charge paid for by the deduction of units. Charges and further costs may vary in the future and may be higher than they are now. Fund performance is based upon the movement of the daily price and is shown as total return in GBP with gross income reinvested. The value of your investment can go down as well as up so you might get back less than you put in.
- This factsheet is for information purposes only. If there is information or terminology included that you would like to discuss, then please contact an adviser. Investors should refer to their policy documentation and supporting brochures for fund availability, investment strategy, any product information and charges. Every care has been taken in populating this output, however it must be appreciated that neither Broadridge, Prudential nor their sources guarantee the accuracy, adequacy or completeness of this information or make any warranties regarding results from its usage.

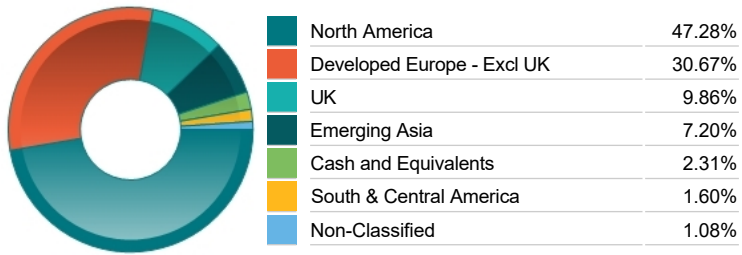
Top 10 Holdings

Name	% Weight	Sector	Country
1 SANOFI	3.40%	Pharmaceuticals & Biotechnology	France
2 CME GROUP	3.27%	Investment Banking & Brokerage Services	United States
3 MEDTRONIC	3.12%	Medical Equipment & Services	Ireland
4 ABBVIE	2.83%	Pharmaceuticals & Biotechnology	United States
5 PUBLICIS GROUPE SA	2.76%	Media	France
6 GILEAD SCIENCES INC	2.59%	Pharmaceuticals & Biotechnology	United States
7 SAMSUNG ELECTRONICS CO. LTD	2.55%	Telecommunications Equipment	South Korea
8 CISCO SYSTEMS	2.41%	Telecommunications Equipment	United States
9 PEPSICO	2.38%	Beverages	United States
10 VEOLIA ENVIRONNEMENT	2.24%	Gas, Water & Multi-utilities	France

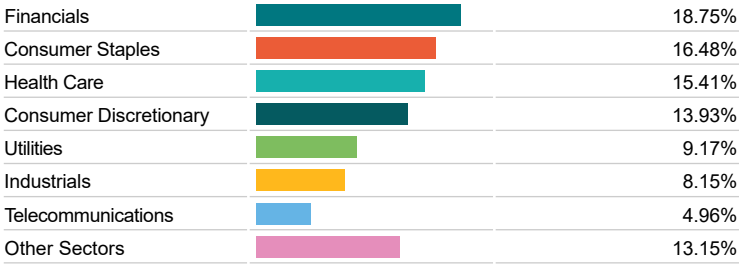
Asset Allocation



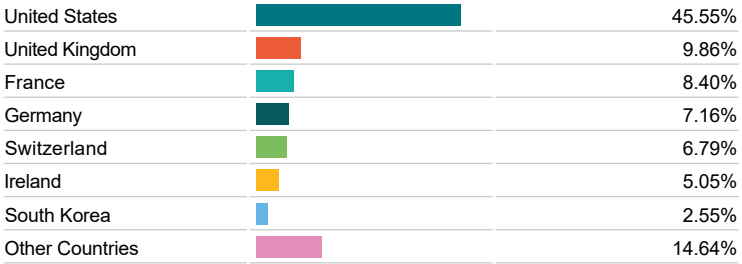
Regional Allocation



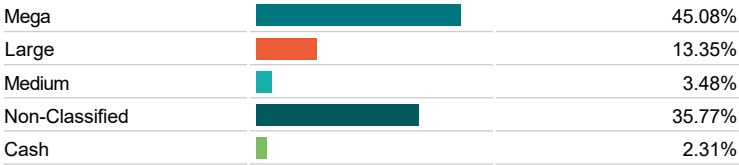
Equity Sector Breakdown




Top Country Breakdown



Breakdown By Market Cap (%)



Fixed Interest Currencies



Important Information

- Because of changes in exchange rates the value of your investment, as well as any money you take from it, can go down as well as up.
- The Industry Classification Benchmark is a product of FTSE International Limited and has been licensed for use.
- "Prudential" is a trading name of The Prudential Assurance Company Limited, which is registered in England and Wales. Registered office at 10 Fenchurch Avenue, London EC3M 5AG. Registered number 15454. Authorised by the Prudential Regulation Authority and regulated by the Financial Conduct Authority and the Prudential Regulation Authority.