

**Benchmark**

Benchmark 65% FT AS ex Pru / 35% FT 200 Eql ex Pru Sector ABI UK All Companies

**Identification Codes**

Sedol Code	0548801
Mex Code	MGEA
Isin Code	GB0005488019
Citi Code	MA12

**Fund Overview**

Bid (04/12/2020)	4628.00
Offer (04/12/2020)	4859.50
Fund size (30/09/2020)	£24.64m
Underlying Fund size	£2438.85m
Number of holdings	419
Launch date	15/12/1966

**Fund Charges**

Annual Management Charge (AMC)	1.00%
Further Costs	0.02%
<b>Yearly Total</b>	<b>1.02%</b>

**Aims**

Objective: The investment strategy of the fund is to purchase units in the LF Prudential UK Growth Qualified Investor Scheme Fund - the underlying fund.

Underlying Fund Objective: The fund aims to achieve capital growth over the longer term from a range of mostly UK securities (up to 20% of the property of the Trust may be invested overseas).

**Performance**



**Discrete performance - to last month end**

	30/11/15 to 30/11/16	30/11/16 to 30/11/17	30/11/17 to 30/11/18	30/11/18 to 30/11/19	30/11/19 to 30/11/20
Fund	7.4%	12.4%	-3.5%	10.5%	-9.2%
Sector	4.8%	12.7%	-4.2%	9.3%	-8.3%
Rank	172/491	267/503	256/505	194/506	273/509
Quartile	2	3	3	2	3

**Annualised performance**

	Annualised		
	3 Years to 30/11/20	5 Years to 30/11/20	10 Years to 30/11/20
Fund	-1.1%	3.2%	5.1%
Sector	-1.3%	2.6%	5.1%
Rank	251/505	192/491	237/455
Quartile	2	2	3

**Fund Managers**



Name: Jonathan Proffitt  
 Manager of the underlying fund for: 9 years, 3 months

**Ratings**

FE Crown




**Important Information**

- Some funds may invest in 'underlying' funds or other investment vehicles. The performance of our fund, compared to what it's invested in won't be exactly the same. That can be due to additional charges, cash management (needed to help people to enter and leave our fund when they want), tax and the timing of investments (this is known as a fund's dealing cycle, it varies between managers and can be several days).
- Source of portfolio data: Broadridge. Source of performance data: FE fundinfo. We can't predict the future. Past performance isn't a guide to future performance. The figures shown are intended only to demonstrate performance history of the fund, after allowing for the impact of fund charges and further costs, but take no account of product charges, or any Annual Management Charge paid for by the deduction of units. Charges and further costs may vary in the future and may be higher than they are now. Fund performance is based upon the movement of the daily price and is shown as total return in GBP with net income reinvested. The value of your investment can go down as well as up so you might get back less than you put in.
- This factsheet is for information purposes only. If there is information or terminology included that you would like to discuss, then please contact an adviser. Investors should refer to their policy documentation and supporting brochures for fund availability, investment strategy, any product information and charges. Every care has been taken in populating this output, however it must be appreciated that neither Broadridge, Prudential nor their sources guarantee the accuracy, adequacy or completeness of this information or make any warranties regarding results from its usage.


Top 10 Holdings

Name	% Weight	Sector	Country
1 ASTRAZENECA	3.24%	Pharmaceuticals & Biotechnology	United Kingdom
2 BRITISH AMERICAN TOBACCO	2.29%	Tobacco	United Kingdom
3 RIO TINTO	2.24%	Industrial Metals & Mining	United Kingdom
4 GLAXOSMITHKLINE	2.19%	Pharmaceuticals & Biotechnology	United Kingdom
5 FTSE 100 IDX FUT DEC20	2.15%	Non-Classified	Non-Classified
6 HSBC HLDGS	1.98%	Banks	United Kingdom
7 UNILEVER	1.92%	Personal Care, Drug & Grocery Stores	United Kingdom
8 ROYAL DUTCH SHELL	1.85%	Non-Renewable Energy	United Kingdom
9 BP	1.78%	Non-Renewable Energy	United Kingdom
10 DIAGEO	1.63%	Beverages	United Kingdom

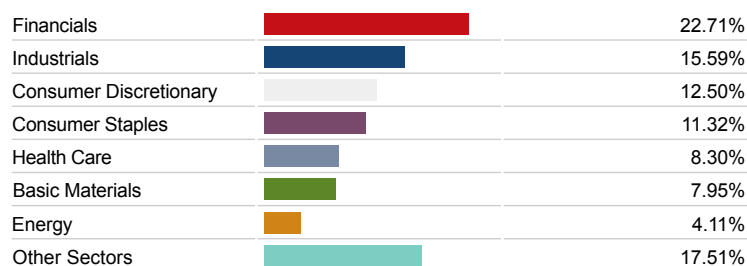
Asset Allocation



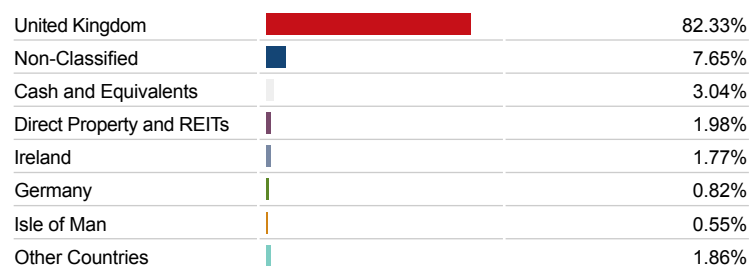
Regional Allocation



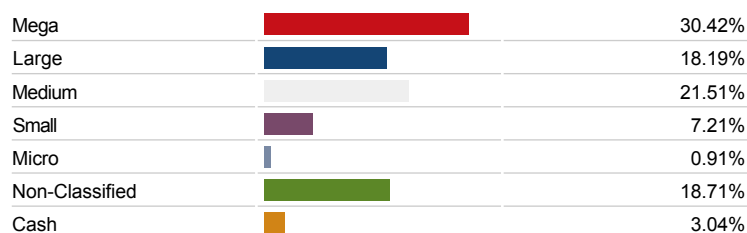
Equity Sector Breakdown




Top Country Breakdown



Breakdown By Market Cap (%)



Fixed Interest Currencies



Important Information

- The Industry Classification Benchmark is a product of FTSE International Limited and has been licensed for use.
- "Prudential" is a trading name of The Prudential Assurance Company Limited, which is registered in England and Wales. Registered office at 10 Fenchurch Avenue, London EC3M 5AG. Registered number 15454. Authorised by the Prudential Regulation Authority and regulated by the Financial Conduct Authority and the Prudential Regulation Authority.