

Benchmark

Benchmark	IA Mixed Investment 20-60% Shares Sector
Benchmark Category	-
IA Sector	Mixed Investment 20-60% Shares

Identification Codes

Sedol Code	B8N4543
Mex Code	BRGAAZ
Isin Code	GB00B8N45436
Citi Code	GUVX

Fund Overview

Mid (17/05/2024)	220.97p
Distribution yield	4.76%
Underlying yield	3.99%
Fund size (31/03/2024)	£1572.22m
Number of holdings	585
Ongoing Charges	0.77%
Launch date	11/12/2012

Fund Charges

Entry Charge	0.00%
Ongoing Charges	0.77%

Fund Background

Valuation frequency	Daily
Valuation point	12:00
Fund type	ICVC
Launch price	£0.48
Fund currency	Pound Sterling
Fund domicile	United Kingdom
ISA allowable	Yes
SIPP allowable	Yes

Dealing

Minimum Investment	£500
Minimum Top Up	£100
Minimum Regular Saving	£20
Settlement Period: Buy	3 days
Settlement Period: Sell	3 days
Pricing Basis	Forward
Dealing Decimals	2

Distribution Dates

Ex dividend date(s)	Income payment date(s)
01 January	31 January
01 February	28 February
01 March	31 March
01 April	30 April
01 May	31 May
01 June	30 June
01 July	31 July
01 August	31 August
01 September	30 September
01 October	31 October
01 November	30 November
01 December	31 December

Aims

The Fund aims to achieve income and capital growth over the medium to long term (3 to 5 years plus). The Fund may invest up to 80% of its assets globally in corporate and government debt securities (including investment grade, non-investment grade and unrated) and up to 40% of its assets in shares or other equity related securities of companies globally. In pursuing the Fund's investment objective, the fund manager may consider it appropriate to also invest in other transferable securities, money market instruments, collective investment schemes (including funds managed by the Invesco group), deposits and cash

Performance




Discrete performance - to last month end

	30/04/19 to 30/04/20	30/04/20 to 30/04/21	30/04/21 to 30/04/22	30/04/22 to 30/04/23	30/04/23 to 30/04/24
Fund	-4.0%	17.8%	1.9%	-0.7%	9.5%
Sector	-3.6%	15.9%	-1.2%	-2.6%	6.4%
Rank	76/147	54/154	29/165	23/174	16/185
Quartile	3	2	1	1	1

Annualised performance

	3 Years to 30/04/24	5 Years to 30/04/24	10 Years to 30/04/24
Fund	3.5%	4.6%	4.1%
Sector	0.8%	2.7%	3.7%
Rank	9/165	15/147	40/103
Quartile	1	1	2

Fund Managers



Name: Edward Craven Ciaran Mallon  
Manager for: 3 years, 8 months 10 years, 7 months

Ratings

FE Crown



Group Details

Group name	Invesco ICVC
Group address	INVESCO Park Henley-on-Thames Oxfordshire RG9 1HH United Kingdom
Group telephone	0800 028 2121
Dealing telephone	0800 085 8571
Email	Sally.Elsbury@Invesco.com
Homepage	https://www.invesco.co.uk/uk
Fax number	01491 416000

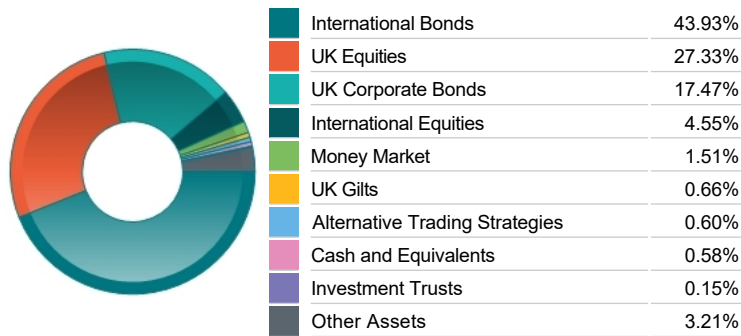
Important Information

• Source of portfolio data: Broadridge. Source of performance data: FE fundinfo. We can't predict the future. Past performance isn't a guide to future performance. The figures shown are intended only to demonstrate performance history of the fund, after allowing for the impact of ongoing charges, but take no account of product charges. Ongoing charges may vary in the future and may be higher than they are now. Fund performance is based upon the movement of the daily price and is shown as total return in GBP with income reinvested. The value of your investment can go down as well as up so you might get back less than you put in. This factsheet is for information purposes only. If there is information or terminology included that you would like to discuss, then please contact an adviser. Investors should refer to their policy documentation and supporting brochures for fund availability, investment strategy, any product information and charges. Every care has been taken in populating this output, however it must be appreciated that neither Broadridge, Prudential nor their sources guarantee the accuracy, adequacy or completeness of this information or make any warranties regarding results from its usage.

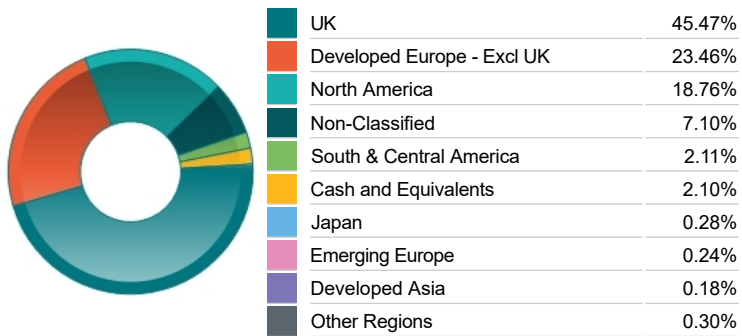
Top 10 Holdings

Name	% Weight	Sector	Country
1 NATIONWIDE BUILDING SOCIETY	2.05%	Banks	United Kingdom
2 UNITED STATES TREAS 3.875 AUG 15 33	2.04%	Bonds	United States
3 MEXICO(UTD MEX ST) 7.500 JUN 03 27	1.87%	Bonds	Mexico
4 US TREASURY 0.750 MAY 31 26	1.86%	Bonds	United States
5 RELX	1.58%	Media	United Kingdom
6 FORD MOTOR CR LLC 4.535 MAR 06 25	1.51%	Bonds	United States
7 UNITED STATES TREAS 2.000 AUG 15 25	1.46%	Bonds	United States
8 CO-OPERATIVE BK HLDS NPV	1.41%	Non-Classified	United Kingdom
9 FERGUSON	1.32%	Industrial Support Services	United Kingdom
10 EXPERIAN	1.31%	Industrial Support Services	United Kingdom

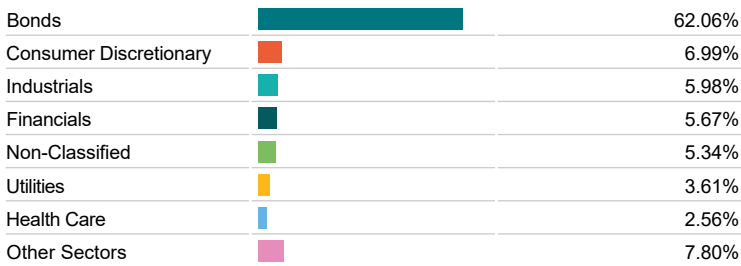
Asset Allocation



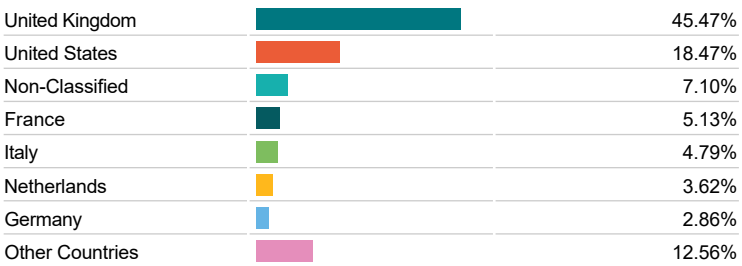
Regional Allocation



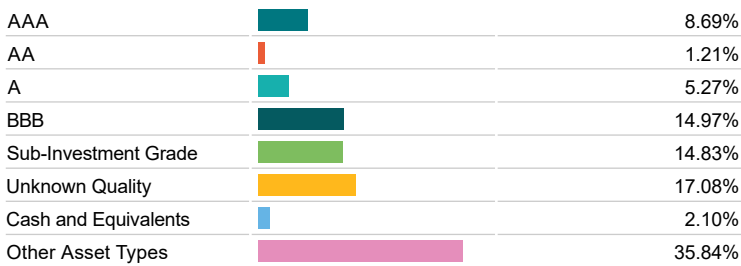
Bond Sector Breakdown



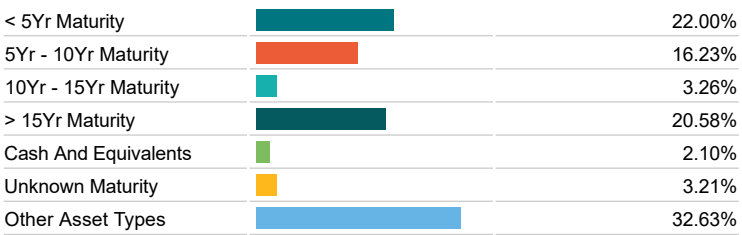
Top Country Breakdown



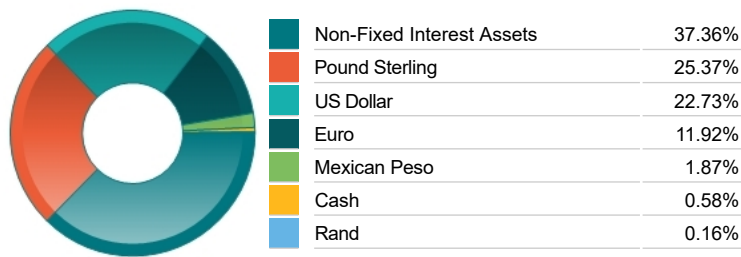
Fixed Interest Quality Profile



Fixed Interest Maturity Profile



Fixed Interest Currencies



Important Information

• The Industry Classification Benchmark is a product of FTSE International Limited and has been licensed for use. "Prudential" is a trading name of The Prudential Assurance Company Limited, which is registered in England and Wales. Registered office at 10 Fenchurch Avenue, London EC3M 5AG. Registered number 15454. Authorised by the Prudential Regulation Authority and regulated by the Financial Conduct Authority and the Prudential Regulation Authority.