

**Benchmark**

Benchmark	MSCI AC World NR GBP
Sector	ABI Global Equities

**Identification Codes**

Sedol Code	B03XXF1
Mex Code	PUJOG
Isin Code	GB00B03XXF16
Citi Code	P734

**Fund Overview**

Bid (14/01/2021)	369.70
Offer (14/01/2021)	389.20
Fund size (30/11/2020)	£3.93m
Underlying Fund size	£69.37m
Number of holdings	55
Launch date	17/01/2005

**Fund Charges**

Annual Management Charge (AMC)	1.40%
Further Costs	0.00%
<b>Yearly Total</b>	<b>1.40%</b>

**Aims**

Objective: The investment strategy of the fund is to purchase units in the BNY Mellon Global Equity Fund - the underlying fund.

Underlying Fund Objective: The fund aims to achieve capital growth from a portfolio of international securities.

**Performance**



**Discrete performance - to last month end**

	31/12/15 to 31/12/16	31/12/16 to 31/12/17	31/12/17 to 31/12/18	31/12/18 to 31/12/19	31/12/19 to 31/12/20
Fund	19.8%	9.7%	-2.4%	20.5%	13.1%
Sector	22.9%	13.3%	-6.6%	21.1%	9.6%
Rank	562/768	703/792	110/802	483/820	229/829
Quartile	3	4	1	3	2

**Annualised performance**

	Annualised		
	3 Years to 31/12/20	5 Years to 31/12/20	10 Years to 31/12/20
Fund	9.9%	11.8%	9.9%
Sector	7.4%	11.5%	8.9%
Rank	187/803	342/768	174/578
Quartile	1	2	2

**Fund Managers**



Name: Jeff Munroe  
 Manager of the underlying fund for: 8 years, 11 months

**Ratings**

FE Crown




**Important Information**

- Because of changes in exchange rates the value of your investment, as well as any money you take from it, can go down as well as up.
- Some funds may invest in 'underlying' funds or other investment vehicles. The performance of our fund, compared to what it's invested in won't be exactly the same. That can be due to additional charges, cash management (needed to help people to enter and leave our fund when they want), tax and the timing of investments (this is known as a fund's dealing cycle, it varies between managers and can be several days).
- Source of portfolio data: Broadridge. Source of performance data: FE fundinfo. We can't predict the future. Past performance isn't a guide to future performance. The figures shown are intended only to demonstrate performance history of the fund, after allowing for the impact of fund charges and further costs, but take no account of product charges, or any Annual Management Charge paid for by the deduction of units. Charges and further costs may vary in the future and may be higher than they are now. Fund performance is based upon the movement of the daily price and is shown as total return in GBP with gross income reinvested. The value of your investment can go down as well as up so you might get back less than you put in.
- This factsheet is for information purposes only. If there is information or terminology included that you would like to discuss, then please contact an adviser. Investors should refer to their policy documentation and supporting brochures for fund availability, investment strategy, any product information and charges. Every care has been taken in populating this output, however it must be appreciated that neither Broadridge, Prudential nor their sources guarantee the accuracy, adequacy or completeness of this information or make any warranties regarding results from its usage.

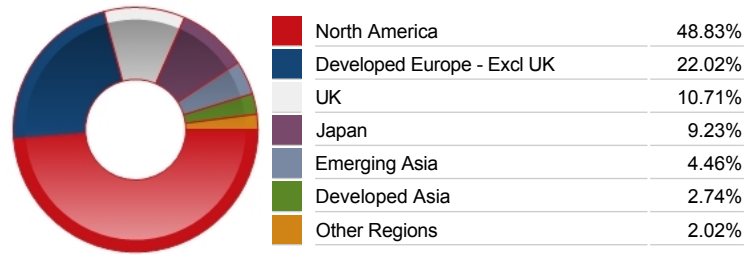
**Top 10 Holdings**

Name	% Weight	Sector	Country
1 MICROSOFT CORP	5.38%	Software & Computer Services	United States
2 APPLE INC	4.53%	Technology Hardware & Equipment	United States
3 AMAZON.COM INC	3.74%	Retailers	United States
4 ACCENTURE	3.14%	Industrial Support Services	Ireland
5 ALPHABET INC	2.97%	Software & Computer Services	United States
6 ABBOTT LABORATORIES	2.95%	Pharmaceuticals & Biotechnology	United States
7 SONY CORP	2.89%	Leisure Goods	Japan
8 UNILEVER	2.78%	Personal Care, Drug & Grocery Stores	United Kingdom
9 ALIBABA GROUP HLDG LTD	2.78%	Retailers	United States
10 AIA GROUP LTD	2.74%	Life Insurance	Hong Kong

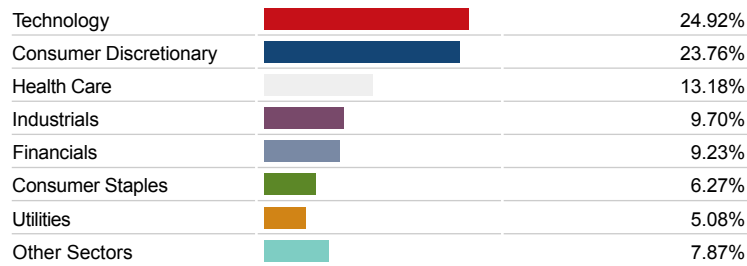
**Asset Allocation**



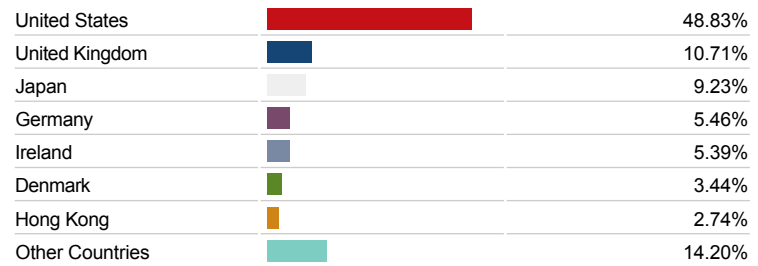
**Regional Allocation**




**Equity Sector Breakdown**



**Top Country Breakdown**



**Breakdown By Market Cap (%)**



**Important Information**

- Because of changes in exchange rates the value of your investment, as well as any money you take from it, can go down as well as up.
- The Industry Classification Benchmark is a product of FTSE International Limited and has been licensed for use.
- "Prudential" is a trading name of The Prudential Assurance Company Limited, which is registered in England and Wales. Registered office at 10 Fenchurch Avenue, London EC3M 5AG. Registered number 15454. Authorised by the Prudential Regulation Authority and regulated by the Financial Conduct Authority and the Prudential Regulation Authority.