

Benchmark

Benchmark	S&P 500 Composite Index
ABI Sector	North America Equities

Identification Codes

Sedol Code	B10SRM1
Mex Code	PUBGFA
Isin Code	GB00B10SRM13
Citi Code	EP84

Fund Overview

Bid (16/02/2018)	293.50
Offer	n/a
Fund size (31/12/2017)	£2.24m
Underlying Fund size	£890.34m
Number of holdings	42
Launch date	19/06/2006

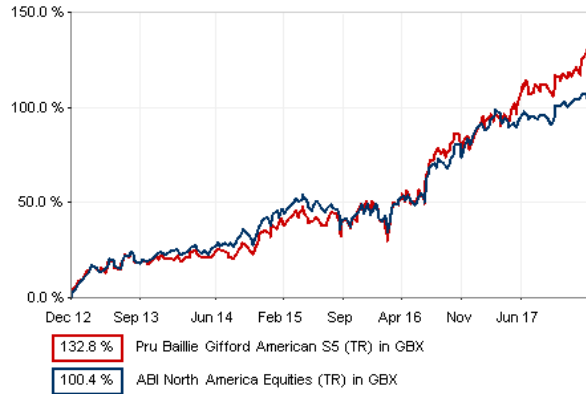
Fund Charges

Base Annual Management Charge (AMC)	1.90%
Additional Charges	0.12%
Total Charges	2.02%

Aims

The investment strategy of the fund is to purchase units in the Baillie Gifford American Fund. The objective is to produce capital growth over the long term. The Sub-fund will invest principally in equities of companies which are listed, quoted, traded, incorporated, domiciled or conducting a significant portion of their business in the United States of America. Such investment may be direct or indirect and the portfolio will be concentrated. The Sub-fund may also invest in other equities, cash and near cash. Up to (but no more than) 10% in value of the Sub-fund may be invested in each of the following: (1) collective investment schemes, including those managed or operated by the ACD and (2) deposits. The Sub-fund will be actively managed and investment may be made in any economic sector.

Performance



Discrete performance - to last month end

	31/01/13 to 31/01/14	31/01/14 to 31/01/15	31/01/15 to 31/01/16	31/01/16 to 31/01/17	31/01/17 to 31/01/18
Fund	9.2%	17.2%	0.2%	38.7%	18.8%
Sector	13.0%	18.0%	-2.6%	34.4%	8.6%
Rank	187/197	135/204	29/209	61/210	5/221
Quartile	4	3	1	2	1

Annualised performance

	Annualised		
	3 Years to 31/01/18	5 Years to 31/01/18	10 Years to 31/01/18
Fund	18.2%	16.1%	11.6%
Sector	12.4%	13.7%	10.0%
Rank	4/209	17/197	35/162
Quartile	1	1	1

Ratings

FE Crown



Important Information

- Exchange rate fluctuations may cause the Sterling values of overseas investments to rise or fall.
- Source of portfolio data: FundsLibrary. Source of performance data: Financial Express (FE). Please remember that past performance is not a reliable indicator of future performance. The figures shown are intended only to demonstrate performance history of the fund and take no account of product charges, or the Annual Management Charge for any available PruFund funds.. The application of charges may impact the overall performance. Please also note that our charges may vary in the future and may be higher than they are now. Fund Performance is based upon the movement of the daily price and is shown as total return in GBP with net income reinvested. The value of your investment can go down as well as up and you may not get back the amount you put in.
- This factsheet is for information purposes only. If there is information or terminology included that you would like to discuss, then please contact an adviser. Investors should refer to their policy documentation and supporting brochures for fund availability, investment strategy, any product information and charges. Every care has been taken in populating this output, however it must be appreciated that neither FundsLibrary, Prudential nor their sources guarantee the accuracy, adequacy or completeness of this information or make any warranties regarding results from its usage.


Top 10 Holdings

Name	% Weight	Sector	Country
1 Amazon.com	9.43%	General Retailers	United States
2 Tesla	6.47%	Automobiles & Parts	United States
3 Facebook Class A	5.81%	Software & Computer Services	United States
4 Alphabet Class C	5.60%	Software & Computer Services	United States
5 MarketAxess Holdings	4.97%	Financial Services	United States
6 GrubHub	4.49%	General Retailers	United States
7 Illumina	4.16%	Pharmaceuticals & Biotechnology	United States
8 First Republic Bank San Francisco	3.84%	Banks	United States
9 Netflix	3.75%	General Retailers	United States
10 Abiomed	3.19%	Health Care Equipment & Services	United States

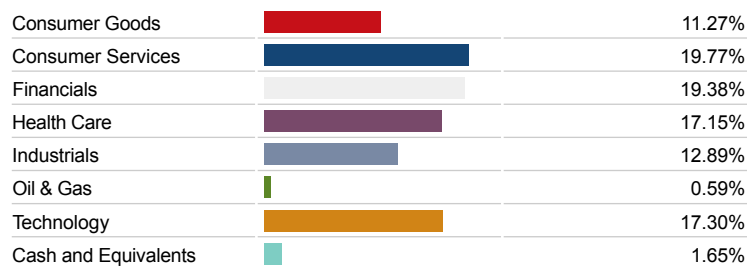
Asset Allocation



Regional Allocation



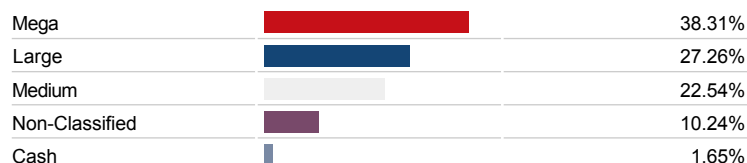
Equity Sector Breakdown



Top Country Breakdown



Breakdown By Market Cap (%)



Important Information

- Exchange rate fluctuations may cause the Sterling values of overseas investments to rise or fall.
- The Industry Classification Benchmark is a product of FTSE International Limited and has been licensed for use
- "Prudential" is a trading name of The Prudential Assurance Company Limited, which is registered in England and Wales. This name is also used by other companies within the Prudential Group. Registered office at Laurence Pountney Hill, London EC4R 0HH. Registered number 15454. Authorised by the Prudential Regulation Authority and regulated by the Financial Conduct Authority and the Prudential Regulation Authority.