

Benchmark

Benchmark	n/a
Benchmark Category	-
IA Sector	Mixed Investment 20-60% Shares

Identification Codes

Sedol Code	BG08760
Mex Code	-
Isin Code	GB00BG087609
Citi Code	Q4RG

Fund Overview

Mid (03/05/2024)	116.20p
Historic yield	2.85%
Fund size (31/03/2024)	£49.49m
Number of holdings	133
Ongoing Charges	0.62%
Launch date	14/02/2019

Fund Charges

Entry Charge	0.00%
Ongoing Charges	0.62%

Fund Background

Valuation frequency	Daily
Valuation point	12:00
Fund type	OEIC
Launch price	£1.00
Fund currency	Pound Sterling
Fund domicile	United Kingdom
ISA allowable	Yes
SIPP allowable	Yes

Dealing

Minimum Investment	-
Minimum Top Up	-
Minimum Regular Saving	-
Settlement Period: Buy	-
Settlement Period: Sell	-
Pricing Basis	None
Dealing Decimals	-

Aims

The Fund aims to provide a total return (the combination of capital growth and income) of 4 to 8% per annum over any five-year period, net of the Ongoing Charges Figure, while applying ESG Criteria and/or Impact Criteria. There is no guarantee that the Fund will achieve a positive return over five years or any other period and investors may not get back the original amount they invested.

Performance

OCTYPE HTML PUBLIC "-//W3C//DTD HTML 4.0 Transitional//EN" >

An error has occurred

We apologise but an error has occurred. Please hit the "Refresh" button in your web browser to retry your request.
If you continue to have problems, please contact your helpdesk.

Fund Managers



Name: Maria Municchi
Manager for: 5 years, 2 months

Ratings

FE Crown	
----------	---

Group Details

Group name	M&G Investments
Group address	10 Fenchurch Avenue London EC3M 5AG United Kingdom
Group telephone	0800 390 390
Dealing telephone	0800 328 3196
Email	info@mandg.co.uk
Homepage	www.mandg.co.uk
Fax number	-

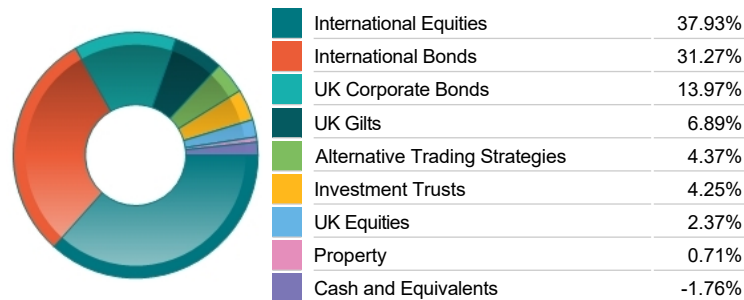
Important Information

• Source of portfolio data: Broadridge. Source of performance data: FE fundinfo. We can't predict the future. Past performance isn't a guide to future performance. The figures shown are intended only to demonstrate performance history of the fund, after allowing for the impact of ongoing charges, but take no account of product charges. Ongoing charges may vary in the future and may be higher than they are now. Fund performance is based upon the movement of the daily price and is shown as total return in GBP with income reinvested. The value of your investment can go down as well as up so you might get back less than you put in. This factsheet is for information purposes only. If there is information or terminology included that you would like to discuss, then please contact an adviser. Investors should refer to their policy documentation and supporting brochures for fund availability, investment strategy, any product information and charges. Every care has been taken in populating this output, however it must be appreciated that neither Broadridge, Prudential nor their sources guarantee the accuracy, adequacy or completeness of this information or make any warranties regarding results from its usage.

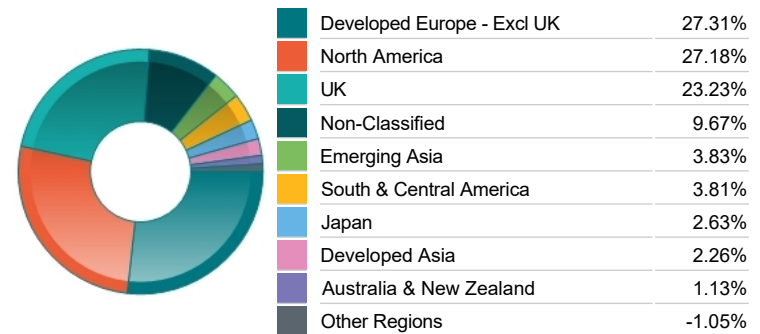
Top 10 Holdings

Name	% Weight	Sector	Country
1 UNITED KINGDOM OF GREAT BRITAIN AN 0% 17/06/2024	6.86%	Bonds	United Kingdom
2 7/4% Green Gilt 2033	4.78%	Bonds	United Kingdom
3 EUROPEAN INVESTMENT BANK 3.75% 14/02/2033	2.74%	Bonds	Luxembourg
4 UNITED KINGDOM OF GREAT BRITAIN AN 0% 05/08/2024	2.26%	Bonds	United Kingdom
5 INTERNATIONAL BANK FOR RECONSTRUCT 0.75% 26/08/2030	2.12%	Bonds	United States
6 1 1/2% Green Gilt 2053	2.11%	Bonds	United Kingdom
7 INTER-AMERICAN DEVELOPMENT BANK 4.375% 24/01/2044	1.95%	Bonds	United States
8 UNITED KINGDOM OF GREAT BRITAIN AN 0% 10/06/2024	1.88%	Bonds	United Kingdom
9 GERMANY (FEDERAL REPUBLIC OF) 1.8% 15/08/2053	1.78%	Bonds	Germany
10 GERMANY (FEDERAL REPUBLIC OF) 0% 15/08/2030	1.65%	Bonds	Germany

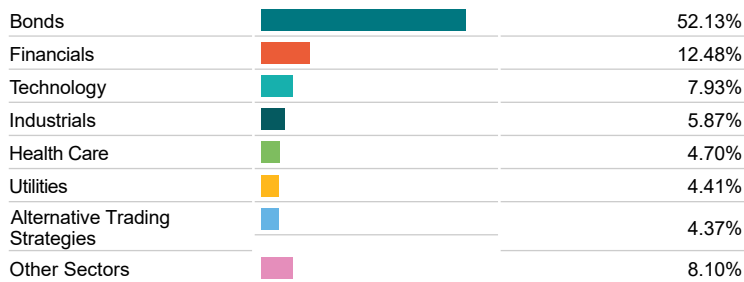
Asset Allocation



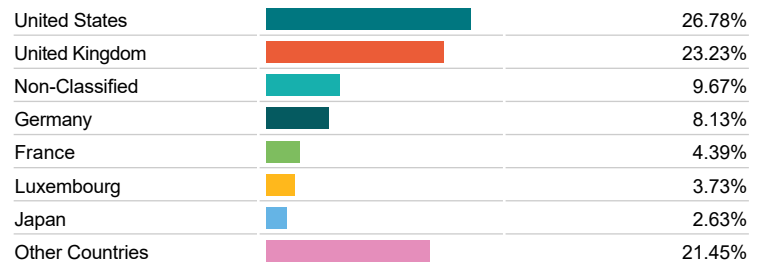
Regional Allocation



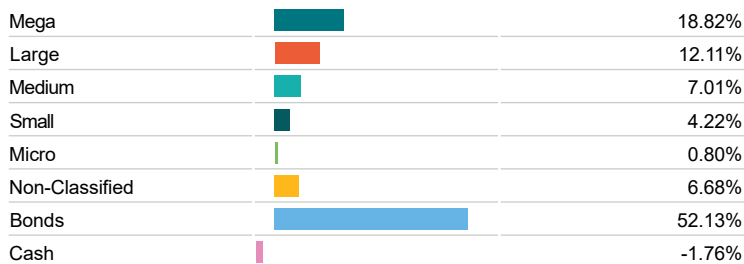
Bond Sector Breakdown



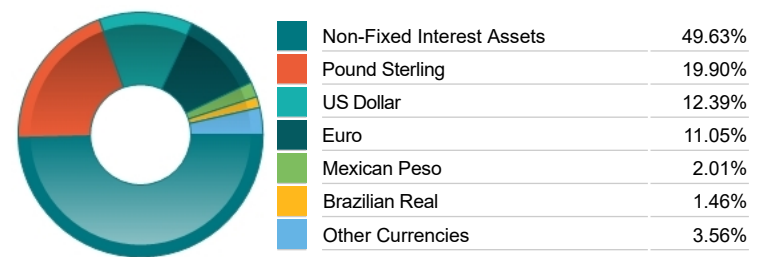
Top Country Breakdown



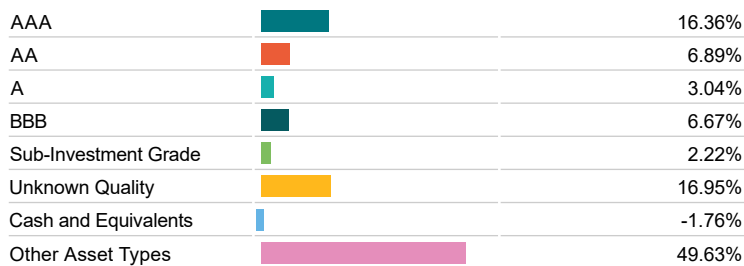
Breakdown By Market Cap (%)



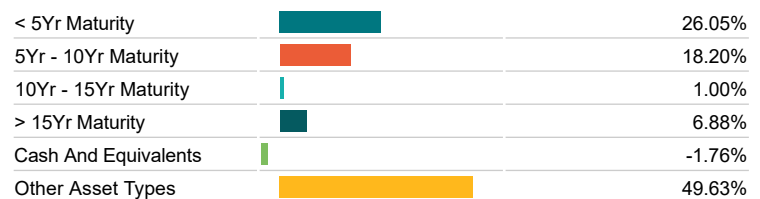
Fixed Interest Currencies



Fixed Interest Quality Profile



Fixed Interest Maturity Profile



Important Information

- The Industry Classification Benchmark is a product of FTSE International Limited and has been licensed for use. "Prudential" is a trading name of The Prudential Assurance Company Limited, which is registered in England and Wales. Registered office at 10 Fenchurch Avenue, London EC3M 5AG. Registered number 15454. Authorised by the Prudential Regulation Authority and regulated by the Financial Conduct Authority and the Prudential Regulation Authority.