

Benchmark

Benchmark	MSCI AC Asia Pacific (ex-Japan) Index
Sector	ABI Specialist

Identification Codes

Sedol Code	B3RQB53
Mex Code	PUSADR
Isin Code	GB00B3RQB534
Citi Code	FNJ2

Fund Overview

Bid (24/04/2024)	362.00
Offer (24/04/2024)	362.00
Fund size (31/03/2024)	£4.96m
Underlying Fund size	£6544.79m
Number of holdings	46
Launch date	13/07/2009

Fund Charges

Annual Management Charge (AMC)	1.60%
Further Costs	0.05%
Yearly Total	1.65%

Aims

Objective: The investment strategy of the fund is to purchase units in the Stewart Investors Asia Pacific Leaders Sustainability Fund - the underlying fund.

Underlying Fund Objective: The fund aims to achieve long-term capital growth by investing primarily in large and mid-capitalisation equities issued by companies that are incorporated or listed, or which conduct the majority of their economic activity, in the Asia Pacific region (excluding Japan, including Australasia). Particular consideration is given to investment in companies that are positioned to benefit from, and contribute to, the sustainable development of the countries in which they operate.

Performance



Discrete performance - to last month end

	31/03/19 to 31/03/20	31/03/20 to 31/03/21	31/03/21 to 31/03/22	31/03/22 to 31/03/23	31/03/23 to 31/03/24
Fund	-10.0%	39.3%	3.1%	-2.7%	3.9%

Annualised performance

	Annualised		
	3 Years to 31/03/24	5 Years to 31/03/24	10 Years to 31/03/24
Fund	1.4%	5.5%	8.2%

Fund Managers



Name: Sashi Reddy David Gait
Manager of the underlying fund for: 7 years, 9 months 7 years, 9 months

Ratings

FE Crown



Important Information

- Because of changes in exchange rates the value of your investment, as well as any money you take from it, can go down as well as up.
- Some funds may invest in 'underlying' funds or other investment vehicles. The performance of our fund, compared to what it's invested in won't be exactly the same. That can be due to additional charges, cash management (needed to help people to enter and leave our fund when they want), tax and the timing of investments (this is known as a fund's dealing cycle, it varies between managers and can be several days).
- Source of portfolio data: Broadridge. Source of performance data: FE fundinfo. We can't predict the future. Past performance isn't a guide to future performance. The figures shown are intended only to demonstrate performance history of the fund, after allowing for the impact of fund charges and further costs, but take no account of product charges, or any Annual Management Charge paid for by the deduction of units. Charges and further costs may vary in the future and may be higher than they are now. Fund performance is based upon the movement of the daily price and is shown as total return in GBP with gross income reinvested. The value of your investment can go down as well as up so you might get back less than you put in.
- This factsheet is for information purposes only. If there is information or terminology included that you would like to discuss, then please contact an adviser. Investors should refer to their policy documentation and supporting brochures for fund availability, investment strategy, any product information and charges. Every care has been taken in populating this output, however it must be appreciated that neither Broadridge, Prudential nor their sources guarantee the accuracy, adequacy or completeness of this information or make any warranties regarding results from its usage.


Top 10 Holdings

Name	% Weight	Sector	Country
1 MAHINDRA & MAHINDRA LTD	7.60%	Automobiles & Parts	India
2 SAMSUNG ELECTRONICS CO. LTD	5.60%	Telecommunications Equipment	South Korea
3 HDFC BANK LIMITED	5.60%	Banks	India
4 HOYA CORP	5.20%	Medical Equipment & Services	Japan
5 OVERSEA-CHINESE BANKING CORPORATION LIMITED	5.00%	Banks	Singapore
6 KOTAK MAHINDRA BANK LIMITED	4.30%	Banks	India
7 TAIWAN SEMICONDUCTOR MANUFACTURING COMPANY LIMITED	4.30%	Technology Hardware & Equipment	Taiwan
8 CSL LTD	3.80%	Pharmaceuticals & Biotechnology	Australia
9 TATA CONSULTANCY SERVICES LIMITED	3.80%	Software & Computer Services	India
10 UNICHARM CORP	3.70%	Personal Care, Drug & Grocery Stores	Japan

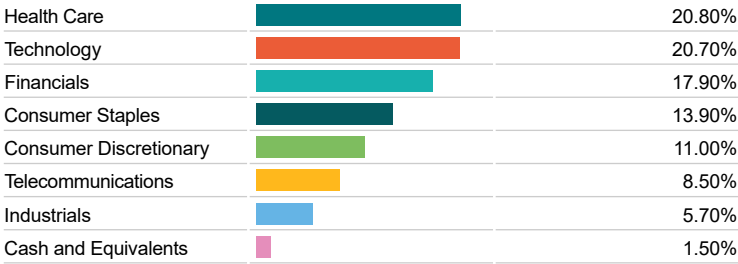
Asset Allocation



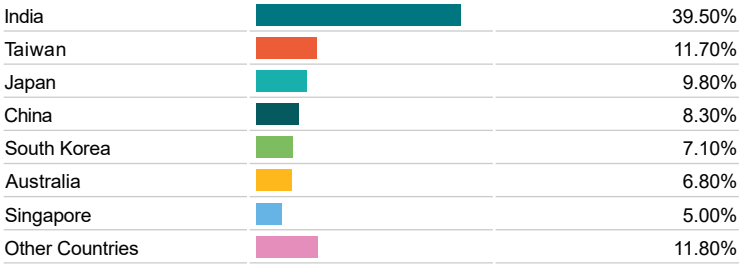
Regional Allocation



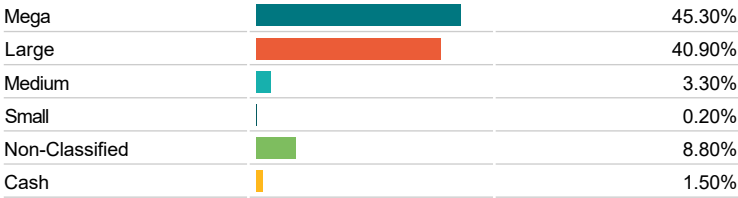
Equity Sector Breakdown



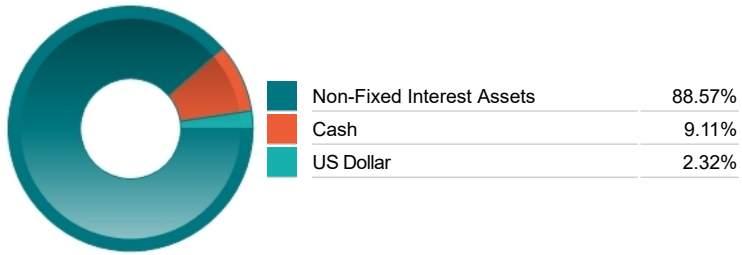
Top Country Breakdown



Breakdown By Market Cap (%)



Fixed Interest Currencies



Important Information

- Because of changes in exchange rates the value of your investment, as well as any money you take from it, can go down as well as up.
- The Industry Classification Benchmark is a product of FTSE International Limited and has been licensed for use.
- "Prudential" is a trading name of The Prudential Assurance Company Limited, which is registered in England and Wales. Registered office at 10 Fenchurch Avenue, London EC3M 5AG. Registered number 15454. Authorised by the Prudential Regulation Authority and regulated by the Financial Conduct Authority and the Prudential Regulation Authority. Prudential Retirement Income Limited is registered in Scotland. Registered office at Craigforth, Stirling FK9 4UE. Registered number SCO47842. Authorised by the Prudential Regulation Authority and regulated by the Financial Conduct Authority and the Prudential Regulation Authority.