

Benchmark

Benchmark	MSCI AC Asia Pacific
Benchmark Category	-
IA Sector	Asia Pacific Including Japan

Identification Codes

Sedol Code	B0XWNK3
Mex Code	AFAPJC
Isin Code	GB00B0XWNK36
Citi Code	GNOL

Fund Overview

Mid (12/05/2023)	180.92p
Historic yield	0.81%
Fund size (30/04/2023)	£90.32m
Number of holdings	84
Ongoing Charges	0.87%
Launch date	01/10/2012

Fund Charges

Entry Charge	0.00%
Ongoing Charges	0.87%

Fund Background

Valuation frequency	Daily
Valuation point	12:00
Fund type	OEIC
Launch price	£0.50
Fund currency	Pound Sterling
Fund domicile	United Kingdom
ISA allowable	Yes
SIPP allowable	Yes

Dealing

Minimum Investment	£500000
Minimum Top Up	£10000
Minimum Regular Saving	-
Settlement Period: Buy	3 days
Settlement Period: Sell	3 days
Pricing Basis	Forward
Dealing Decimals	2

Distribution Dates

Ex dividend date(s)	Income payment date(s)
01 August	31 October

Aims

To generate growth over the long term (5 years or more) by investing in Asia Pacific, including Japan equities (company shares).

Performance Target: To achieve the return of the MSCI AC Asia Pacific Index plus 3% per annum over rolling three year periods (before charges). The Performance Target is the level of performance that the management team hopes to achieve for the fund. There is however no certainty or promise that they will achieve the Performance Target. The ACD believes this is an appropriate target for the fund based on the investment policy of the fund and the constituents of the index.

Performance

No data available! Please enter a valid code!

Fund Managers



Name: Asia Pacific Equity Team

Group Details

Group name	abrdn OEIC
Group address	Aberdeen Standard Fund Managers Limited PO BOX 12233 Chelmsford CM99 2EE
Group telephone	0800 33 33 53
Dealing telephone	0800 33 33 53
Email	investments_marketline@standardlife.com
Homepage	w w w.aberdeenstandard.com
Fax number	0131 525 9720


Important Information

• Source of portfolio data: Broadridge. Source of performance data: FE fundinfo. We can't predict the future. Past performance isn't a guide to future performance. The figures shown are intended only to demonstrate performance history of the fund, after allowing for the impact of ongoing charges, but take no account of product charges. Ongoing charges may vary in the future and may be higher than they are now. Fund performance is based upon the movement of the daily price and is shown as total return in GBP with income reinvested. The value of your investment can go down as well as up so you might get back less than you put in. This factsheet is for information purposes only. If there is information or terminology included that you would like to discuss, then please contact an adviser. Investors should refer to their policy documentation and supporting brochures for fund availability, investment strategy, any product information and charges. Every care has been taken in populating this output, however it must be appreciated that neither Broadridge, Prudential nor their sources guarantee the accuracy, adequacy or completeness of this information or make any warranties regarding results from its usage.


Top 10 Holdings

Name	% Weight	Sector	Country
1 TAIWAN SEMICONDUCTOR MANUFACTURING CO.	5.69%	Technology Hardware & Equipment	Taiwan
2 TENCENT HLDGS LTD	4.37%	Software & Computer Services	Hong Kong
3 SAMSUNG ELECTRONICS CO. LTD	3.51%	Technology Hardware & Equipment	South Korea
4 AIA GROUP LIMITED	3.12%	Life Insurance	Hong Kong
5 CSL LTD	2.21%	Pharmaceuticals & Biotechnology	Australia
6 SONY CORP	2.21%	Leisure Goods	Japan
7 KEYENCE CORP	2.13%	Electronic & Electrical Equipment	Japan
8 HOUSING DEVELOPMENT FINANCE CORPORATION LIMITED	2.06%	Non-life Insurance	India
9 TOYOTA MOTOR CORPORATION	1.98%	Automobiles & Parts	Japan
10 BHP GROUP LIMITED	1.97%	Industrial Metals & Mining	Australia

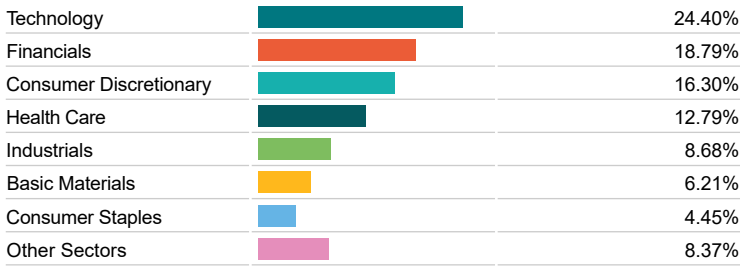
Asset Allocation



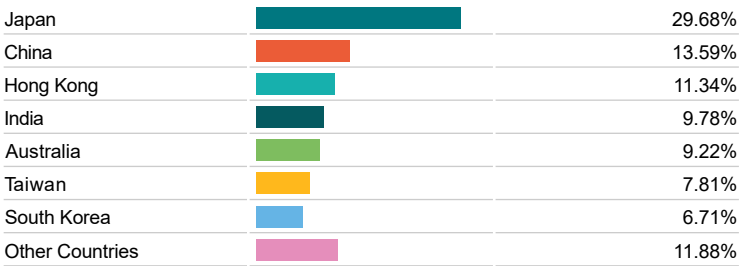
Regional Allocation



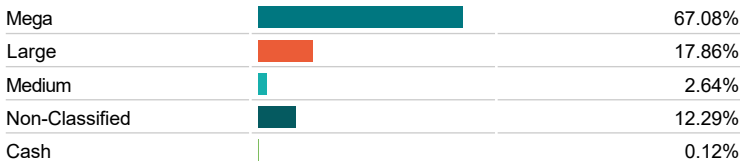
Equity Sector Breakdown




Top Country Breakdown



Breakdown By Market Cap (%)



Fixed Interest Currencies



Important Information

• The Industry Classification Benchmark is a product of FTSE International Limited and has been licensed for use. "Prudential" is a trading name of The Prudential Assurance Company Limited, which is registered in England and Wales. Registered office at 10 Fenchurch Avenue, London EC3M 5AG. Registered number 15454. Authorised by the Prudential Regulation Authority and regulated by the Financial Conduct Authority and the Prudential Regulation Authority.