

Benchmark

Benchmark	No benchmark applicable
ABI Sector	UK Direct Property

Identification Codes

Sedol Code	B4TQB14
Mex Code	SBERTY
Isin Code	GB00B4TQB140
Citi Code	ACRD

Fund Overview

Bid (16/02/2018)	110.30
Offer	n/a
Fund size (31/12/2017)	£1.73m
Underlying Fund size	£1019.03m
Launch date	13/06/2011

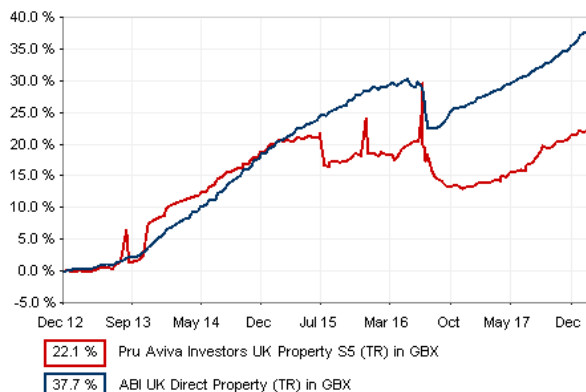
Fund Charges

Base Annual Management Charge (AMC)	2.00%
Additional Charges	0.80%
Total Charges	2.80%

Aims

The investment strategy of the fund is to purchase units in the Aviva Investors UK Property Fund. That fund aims to carry on Property Investment Business and to manage the cash raised from investors for investment in the Property Investment Business. In doing so, that fund's aim is to obtain returns via income and capital appreciation.

Performance



Discrete performance - to last month end

	31/01/13 to 31/01/14	31/01/14 to 31/01/15	31/01/15 to 31/01/16	31/01/16 to 31/01/17	31/01/17 to 31/01/18
Fund	10.8%	9.0%	-1.6%	-4.0%	7.4%
Sector	7.0%	12.0%	7.2%	-1.0%	8.1%
Rank	13/119	105/119	112/120	90/120	62/121
Quartile	1	4	4	3	3

Annualised performance

	Annualised		
	3 Years to 31/01/18	5 Years to 31/01/18	10 Years to 31/01/18
Fund	0.5%	4.1%	n/a
Sector	4.7%	6.6%	2.3%
Rank	115/120	110/119	n/a
Quartile	4	4	n/a

Fund Managers



Name: Andrew Hook
Manager of the underlying fund for: 2 years, 11 months

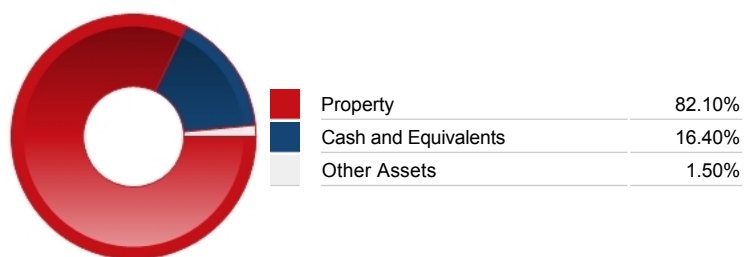
Important Information

- Source of portfolio data: FundsLibrary. Source of performance data: Financial Express (FE). Please remember that past performance is not a reliable indicator of future performance. The figures shown are intended only to demonstrate performance history of the fund and take no account of product charges, or the Annual Management Charge for any available PruFund funds.. The application of charges may impact the overall performance. Please also note that our charges may vary in the future and may be higher than they are now. Fund Performance is based upon the movement of the daily price and is shown as total return in GBP with net income reinvested. The value of your investment can go down as well as up and you may not get back the amount you put in.
- This factsheet is for information purposes only. If there is information or terminology included that you would like to discuss, then please contact an adviser. Investors should refer to their policy documentation and supporting brochures for fund availability, investment strategy, any product information and charges. Every care has been taken in populating this output, however it must be appreciated that neither FundsLibrary, Prudential nor their sources guarantee the accuracy, adequacy or completeness of this information or make any warranties regarding results from its usage.


Top 10 Holdings

Name	% Weight	Sector	Country
1 20 Soho Square, London W1 (office)	10.00%	-	-
2 Ealing Cross, Ealing (office)	9.00%	-	-
3 Lombardy Retail Park, Hayes (retail warehouse)	8.00%	-	-
4 Guildhall Shopping Centre, Exeter (shopping centre)	7.00%	-	-
5 Forum St Pauls, London (office)	6.00%	-	-
6 Colmore Gate, 2 Colmore Row, Birmingham (office)	5.00%	-	-
7 The Corn Exchange, Manchester (shopping centre)	4.00%	-	-
8 Broadway Plaza, Birmingham (leisure)	3.00%	-	-
9 Prologis Park, Croydon (industrial)	2.00%	-	-
10 1-5 Spurriergate & 1-3 High Ousegate, York (retail)	1.00%	-	-

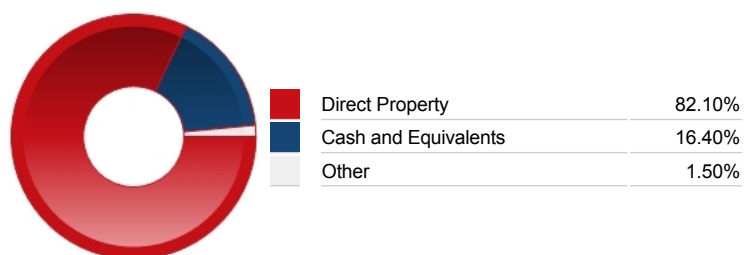
Asset Allocation




Regional Allocation



Asset Allocation



Property Regions



Top Country Breakdown



Important Information

- The Industry Classification Benchmark is a product of FTSE International Limited and has been licensed for use.
- "Prudential" is a trading name of The Prudential Assurance Company Limited, which is registered in England and Wales. This name is also used by other companies within the Prudential Group. Registered office at Laurence Pountney Hill, London EC4R 0HH. Registered number 15454. Authorised by the Prudential Regulation Authority and regulated by the Financial Conduct Authority and the Prudential Regulation Authority.