

Benchmark

Benchmark	50% FTSE All Share 50% Merrill Lynch 5-15 Year GBP Non Gilt Index
Sector	ABI Mixed Investment 20-60% Shares

Identification Codes

Sedol Code	B3RQB64
Mex Code	PUPFGC
Isin Code	GB00B3RQB641
Citi Code	FNJ3

Fund Overview

Bid	n/a
Offer (20/08/2021)	197.20
Fund size (31/07/2021)	£2.81m
Underlying Fund size	£796.94m
Number of holdings	248
Launch date	13/07/2009

Fund Charges

Annual Management Charge (AMC)	1.30%
Further Costs	0.19%
Yearly Total	1.49%

Aims

Objective: The investment strategy of the fund is to purchase units in the Janus Henderson Cautious Managed Fund - the underlying fund.

Underlying Fund Objective: The fund aims to provide a return, from a combination of income and capital growth over the long term. To outperform the 50% FTSE All Share + 50% ICE Bank of America ML 5-15 Year sterling Non Gilt Index by 1.5% per annum, before the deduction of charges, over any 5 year period. The fund invests in shares (also known as equities) and bonds of governments, companies or any other type of issuer, in any country. At all times the investment in equities will be limited to a maximum of 60% of the value of the fund's portfolio and the fund will normally have a strong bias towards UK companies and bonds. Companies and bond issuers may be of any size, in any industry.

The fund may also invest in other assets including Collective Investment Schemes (including those managed by Janus Henderson) cash and money market instruments. The investment manager strategy will look to balance growth and income potential of equities with the more stable returns offered by bonds and cash. The strategy has the flexibility to adjust to changing market conditions by altering the level of exposure to the different asset classes. The investment manager may use derivatives (complex financial instruments) to reduce risk or to manage the fund more efficiently.

The fund is actively managed with reference to the 50% FTSE All Share + 50% ICE Bank of America ML 5-15 Year sterling Non-Gilt Index, which is broadly representative of the securities in which it may invest, as this forms the basis of the fund's performance target. The investment manager has a high degree of freedom to choose individual investments for the fund.

Performance

No data available! Please enter a valid code!

Fund Managers



Name: Philip Payne
Manager of the underlying fund for: 5 years, 1 months

Ratings

FE Crown



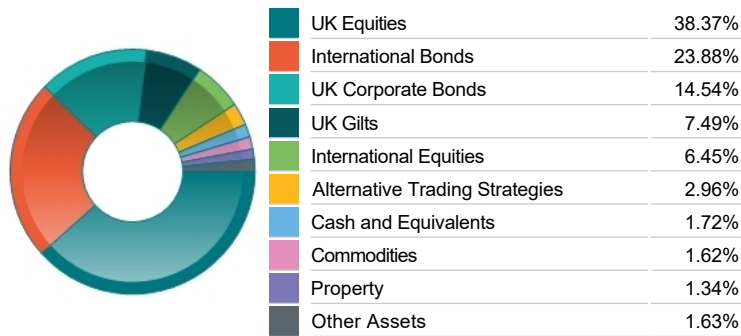
Important Information

- Because of changes in exchange rates the value of your investment, as well as any money you take from it, can go down as well as up.
- Some funds may invest in 'underlying' funds or other investment vehicles. The performance of our fund, compared to what it's invested in won't be exactly the same. That can be due to additional charges, cash management (needed to help people to enter and leave our fund when they want), tax and the timing of investments (this is known as a fund's dealing cycle, it varies between managers and can be several days).
- Source of portfolio data: Broadridge. Source of performance data: FE fundinfo. We can't predict the future. Past performance isn't a guide to future performance. The figures shown are intended only to demonstrate performance history of the fund, after allowing for the impact of fund charges and further costs, but take no account of product charges, or any Annual Management Charge paid for by the deduction of units. Charges and further costs may vary in the future and may be higher than they are now. Fund performance is based upon the movement of the daily price and is shown as total return in GBP with gross income reinvested. The value of your investment can go down as well as up so you might get back less than you put in.
- This factsheet is for information purposes only. If there is information or terminology included that you would like to discuss, then please contact an adviser. Investors should refer to their policy documentation and supporting brochures for fund availability, investment strategy, any product information and charges. Every care has been taken in populating this output, however it must be appreciated that neither Broadridge, Prudential nor their sources guarantee the accuracy, adequacy or completeness of this information or make any warranties regarding results from its usage.

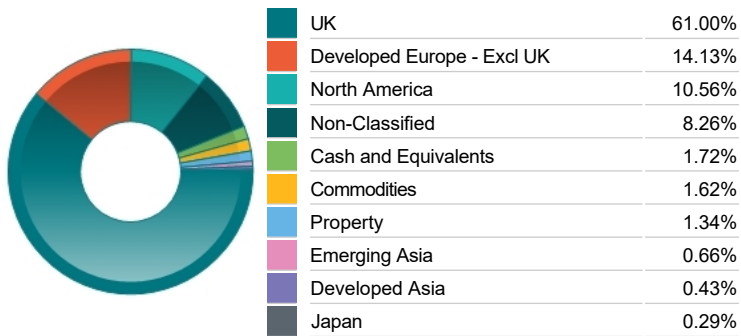
Top 10 Holdings

Name	% Weight	Sector	Country
1 SHELL	2.50%	Non-Renewable Energy	United Kingdom
2 GSK	2.19%	Pharmaceuticals & Biotechnology	United Kingdom
3 BRITISH AMERICAN TOBACCO	2.07%	Tobacco	United Kingdom
4 ASTRAZENECA	1.99%	Pharmaceuticals & Biotechnology	United Kingdom
5 RECKITT BENCKISER GROUP	1.53%	Personal Care, Drug & Grocery Stores	United Kingdom
6 IMPERIAL BRANDS	1.53%	Tobacco	United Kingdom
7 IG GROUP HLDGS	1.42%	Investment Banking & Brokerage Services	United Kingdom
8 3¼% Treasury Gilt 2038	1.41%	Bonds	United Kingdom
9 4¼% Treasury Gilt 2039	1.34%	Bonds	United Kingdom
10 HSBC HOLDINGS	1.32%	Banks	United Kingdom

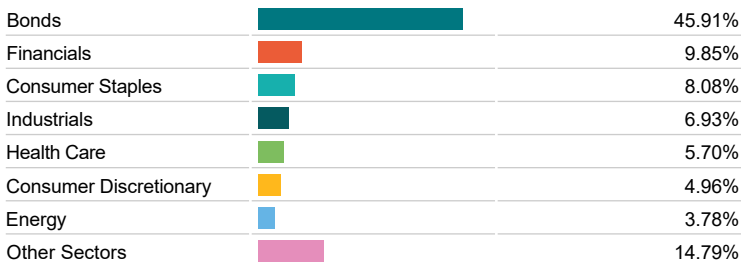
Asset Allocation



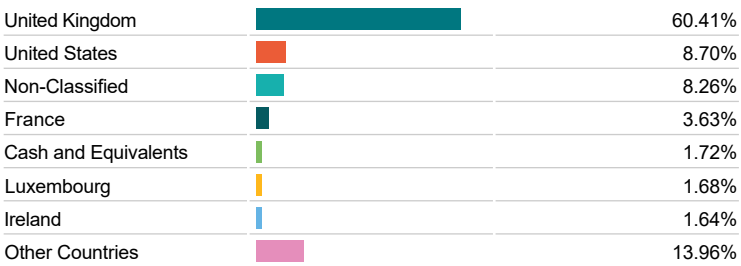
Regional Allocation



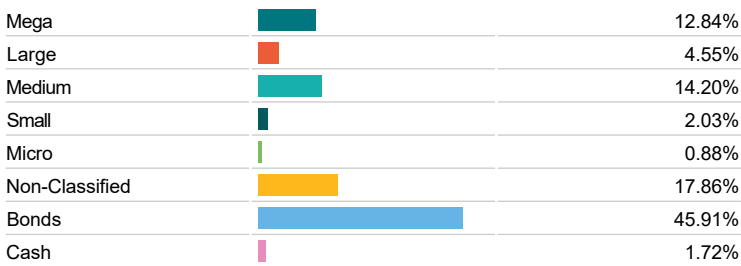
Bond Sector Breakdown



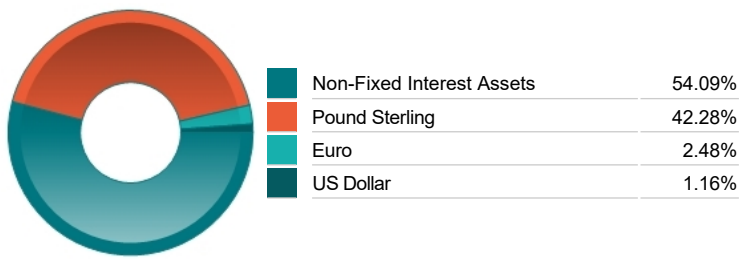
Top Country Breakdown



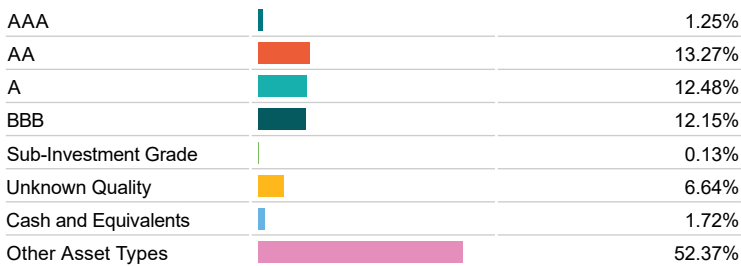
Breakdown By Market Cap (%)



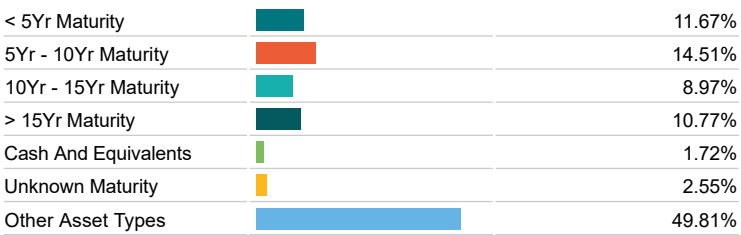
Fixed Interest Currencies



Fixed Interest Quality Profile



Fixed Interest Maturity Profile



Important Information

- Because of changes in exchange rates the value of your investment, as well as any money you take from it, can go down as well as up.
- The Industry Classification Benchmark is a product of FTSE International Limited and has been licensed for use.
- "Prudential" is a trading name of The Prudential Assurance Company Limited, which is registered in England and Wales. Registered office at 10 Fenchurch Avenue, London EC3M 5AG. Registered number 15454. Authorised by the Prudential Regulation Authority and regulated by the Financial Conduct Authority and the Prudential Regulation Authority. Prudential Retirement Income Limited is registered in Scotland. Registered office at Craigforth, Stirling FK9 4UE. Registered number SCO47842. Authorised by the Prudential Regulation Authority and regulated by the Financial Conduct Authority and the Prudential Regulation Authority.